



**MOUNT LAWLEY SENIOR HIGH SCHOOL**


An Independent Public School

## 'A picture is worth a thousand words' Photography Activity

In the space below, attach a photo that 'tells a story'. Think carefully about your model; their facial expression and body language, their costume and props, the location they are in. Consider how you might use the camera angle and shot size to help deliver your story to an audience. **Do not use filters or photographic editing (such as Photoshop) on this image. Please do not include self-portraits, you are not to be in the photo.**

Photograph Title:

Camera/Phone Used:





Describe the story that you want your audience to receive from your image:



## 'A Story in Six Scenes' Activity Instructions

Create an outline for a short film using the images on this page for inspiration. Cut them out and attach them to Storyboard Film Activity template on the next page in any order you would like. Each image represents a scene in your short film. Write the most important story elements that occur in each scene below the image you have used.





**MOUNT LAWLEY SENIOR HIGH SCHOOL**

An Independent Public School

## 'A Story in Six Scenes' Activity: Scenes 1–3

Scene 1

Scene 2

Scene 3



**MOUNT LAWLEY SENIOR HIGH SCHOOL**

An Independent Public School

## 'A Story in Six Scenes' Activity: Scenes 4–6

Scene 4

Scene 5

Scene 6