


MOUNT LAWLEY SENIOR HIGH SCHOOL

An Independent Public School

2020 ANNUAL SCHOOL REPORT



40th Anniversary Chinese Language at Mount Lawley SHS



Mount Lawley SHS Band



Maximising the enjoyment of learning and achievement for all students within a compassionate and democratic school culture and encouraging students to be responsible, creative and engaged lifelong learners.

ANNUAL REPORT CONTENTS

Our School and Community	Page 2
Business Plan Targets (2018 – 2020)	Page 3
Year 12 Performance	Page 4
Highlights – Notable Achievements	Page 5
Student Enrolments/Attendance	Page 6
Gifted and Talented Performance	Page 7
National School Opinion Surveys	Page 8
Vocational Education and Training – Years 11 & 12	Page 9
Value Adding by Learning Area	Pages 10-16
Financial Summary	Page 17



DEDICATED TO LEARNING: The Outcomes We Seek

Mount Lawley Senior High School aims to maximise the enjoyment of learning and achievement for all students within a compassionate and democratic school culture. We encourage students to be responsible, creative and engaged lifelong learners. The school follows the Guiding Principles of the Western Australian Curriculum & Assessment Outline.

OUR VISION: Inspire to Aspire

Our vision articulates the broad outcomes sought for students. These are directed towards participation in society in a responsible fashion, demonstrating respect and displaying a sense of pride. In terms of learning outcomes for students, the syllabus statements of the eight learning areas define what is delivered during classroom instruction.

THE CURRICULUM

Years 7-10: students complete a study program centred on the eight learning areas of the Western Australian Curriculum & Assessment Framework. All are compulsory. In English, Mathematics, Science and HASS, the Australian Curriculum is implemented. In Years 11/12 students can select from a wide range of WACE courses. They may also choose to complete Workplace Learning and Certificates from the training curriculum. Parents have high expectations for their children and support the university, TAFE, traineeship and employment pathways that are available.

OUR COMMUNITY

Mount Lawley is a residential suburb located 5km north of the Perth CBD. It lies mostly within the City of Stirling with the southern component in the City of Vincent. It is situated adjacent to the Edith Cowan University.

Mount Lawley Senior High School provides a comprehensive educational program for the suburb and surrounding areas including Inglewood, Mount Hawthorn, North Perth, East Perth, Yokine, Dianella, Maylands and Leederville. As one of two Gifted & Talented Language schools in the state, and with its Jazz Music and Special Visual and Performing Arts programs, Mount Lawley Senior High School attracts students from many suburbs to take advantage of the school's sound academic reputation.

SCHOOL BOARD**Chair of Board**

- * Mr Cameron Brook

Principal and Secretary

- * Ms Lesley Street

Board Members

- * Mrs Alice Basini
- * Mr Will Corbett (Student Rep)
- * Dr Jenny Fay
- * Mr Sebastian Hensley (Student Rep)
- * Ms Nicole Jolly
- * Mrs Patricia Kritas
- * Mr Ross Oakes
- * Dr Kati Tonkin (UWA)
- * Mr Randal Wells
- * Professor Stephen Winn (ECU)



BUSINESS PLAN TARGETS 2018 - 2020

The School Business Plan is underpinned by the Department of Education's Strategic Plan, the annual "Focus" documents and the Director General's Strategic Plan for WA Public Schools. The School Business Plan prioritises the work of the school over the period of the plan. Four priority areas highlight the work of the school and outline specific targets for achievement over the three years of the plan. The Academic Achievement Targets are outlined below.

ACADEMIC ACHIEVEMENT

TARGETS	2018	2019	2020	2020 ACHIEVEMENT
Match or better like school results in at least 10 subjects				16 subjects equal to, or higher than, like schools
Achieve a top 50 ranking in at least 2 league table measures over the triennium				WACE position = 85 ATAR position = 20
Achieve a median ATAR of 81				Median ATAR = 86.54
50% of GAT students achieve an ATAR of 90 or better				66.67% achieved an ATAR of 90 or better
Year 7 and Year 9 NAPLAN mean scores are 3% or more above National mean scores				Due to COVID, NAPLAN testing was not conducted in 2020
96% of students achieve numeracy and literacy standard				97.08% achieved OLNA
5% of competing students attain HD or Distinction in school competitions				5.94% achieved D or HD
80% of students in Year 12 ATAR courses attend organised revision programs				80.2% attended the July sessions
Track students in special programs and other subgroups through to Year 12				
Improve student results in FTD and AEP				Due to COVID, Semester one grades were not allocated
Establish a methodology for the tracking of results in Specialist Programs				
**Survey use of students implementing Learning Goals, Success Criteria and the 5 Dispositions of the Visible Learning Program				2016 to 2019 has improved from "small pockets of practice" to a level close to "common and systematic across the school"
Survey levels of student satisfaction in FTD and AEP programs				An average of 3.81 on a four-point scale

** NB Visible Learning ran from 2016 to 2019. The results were positive, resulting in a level of uptake close to "common and systematic" across the school.

KEY



Partially Achieved



Achieved



Not applicable

OBSERVATIONS

In 2020, all targets were achieved or exceeded. As shown in the table above, it was not possible to assess three of our targets due to COVID 19 restrictions/ Department of Education directives relating to school operations. During 2019, nine of the 13 Academic Achievement Targets had been achieved (or exceeded). This was an improvement on 2018 where four targets had been achieved. The school continues its efforts to maximise the learning outcomes for all students.

YEAR 12 PERFORMANCE

The table below summarises the school’s performance and, where possible, compares it to that of “like” schools and state public school state results. For some measures, outcomes are either not provided by the Department of Education or cannot be calculated.

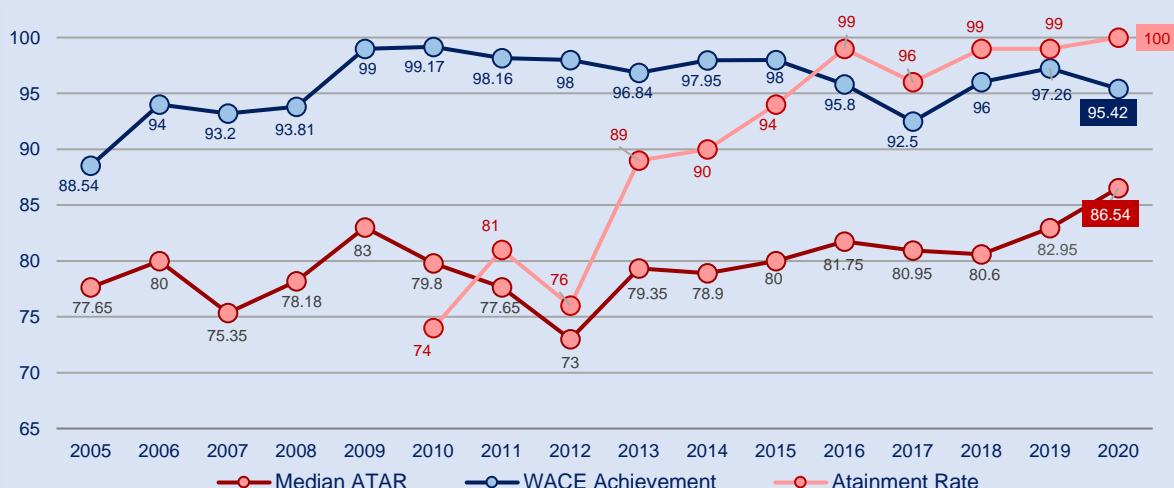
WESTERN AUSTRALIAN CERTIFICATE OF EDUCATION (WACE)	2018	2019	2020
School (% achieving WACE)	96%	97%	95%
Like Schools (%)	97%	96%	97%
Public Schools (%)	89%	89%	89%

ATTAINMENT RATE (ATAR >=55 AND/OR Cert 11 or higher)	2018	2019	2020
School (% attainment)	99%	99%	100%
Like Schools (%)	98%	98%	99%
Public Schools (%)	96%	96%	96%

SCHOOL CURRICULUM AND STANDARDS AUTHORITY (SCSA)	2018	2019	2020
School (Median ATAR)	80.6	82.95	86.45
Expected Performance	-0.2	0.2	0.48
WA Schools’ Ranking	59/148	32/142	20/139
School WACE students in the top third of the state	28%	35%	42%
State WACE students in the top third of the state	33.3%	33.3%	33.3%

UNIVERSITY APPLICATIONS (TISC)	2018	2019	2020
Number of students with an ATAR who applied	149	128	82
Number of students offered their first preference	97 (65%)	85 (65%)	76 (78%)
Number of students offered any of their preferences (Inc. no ATAR)	141(95%)	118 (92%)	91 (94%)
Median ATAR of Applicants	80.95	83.10	86.35

Graph showing Median ATAR, WACE Achievement and Attainment Rate: 2005 - 2020



DISCUSSION

* The median ATAR (86.54) was the highest achieved since 2005.	86.54
* The WACE achievement (95.42) was lower than in 2019 (97.26).	95.42
* The Attainment Rate (100) was the highest since 2010 (74).	100

HIGHLIGHTS: There were many notable achievements throughout 2020...

- Top 15% subject achievement: Business Management & Enterprise, Economics, EALD.
- 58 Students achieved an ATAR of 90 or higher and will join the “Nineties Club”.
- 4 students achieved an ATAR of 99 or higher (within the top 1% of the state).

Three Dux Award Winners, Five Certificates of Excellence, One Rob Riley: Aboriginal ATAR Award



Nathan Mayhew
ATAR Dux



Ngoc Anh (Thy) Vo
General Studies Dux



Jessica Fung
VET Dux



Benjamin Raine
Construction Industries



Taylor Mackinnon
Top Aboriginal ATAR
student in WA



Indira Clifford
English



Sia Dubey
Human Biology



Gabriel Luca-
Morrison Modern
History



Marie Thomsen
EALD

Twenty Certificates of Distinction



Shayera Allen



Olivia Berti



Sarah Brook



Grayson Dennis



Ella Dickie



Sia Dubey



Blake Faulkner



Aiden Figueiredo



Cameron
Fox-Medrano



Madison
Greenwood



Michael Jong



Zoe Kellam



Gabriel
Luca-Morrison



Nathan Mayhew



Emily
Mazalevskis



Saul
Montgomery



Tayla Rolfe



Tara Smith



Kai Stewart-
Wynne



Ethan Westera

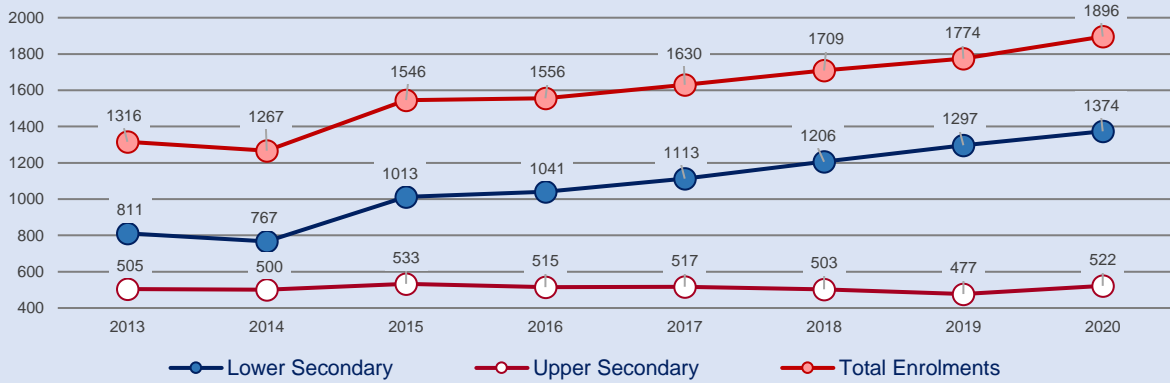
Thirty Certificates of Merit

Harris Boehm, Zari Calligan, Indira Clifford, Claudia Dikoli, NFP, Alix Forster, Jack Fragomeni, Bianca Mae Gatus, Matthew Graham, Dashiell Green, Joshua Iemma, Elena Jamshidi, Kaci Johnson, Milan Jovanovic, Neve Kerr, Georgie Leahy, Edward Leicester, Chloe Littler, Lilah Lombardo, Jordanne Longmuir, Taylor Mackinnon, Felicity Mann, Ella Monaghan, Tara O’Neill, Jayden The, Callum Thomson, NFP, Daniel Vusak, Isobel Webster, Alicia Zhu

STUDENT ENROLMENTS 2013 – 2020 (NB. Student numbers are provided as at Semester 2)

Semester 2	2013	2014	2015	2016	2017	2018	2019	2020	2021	2022	2023
Lower Secondary	811	767	1013	1041	1113	1206	1297	1374			
Upper Secondary	505	500	533	515	517	503	477	522			
Total Enrolments	1316	1267	1546	1556	1603	1709	1774	1896			

Graph showing enrolments for Mount Lawley SHS 2013 - 2019



NB: Lower Secondary includes Years 7-10. Upper Secondary includes Years 11-12

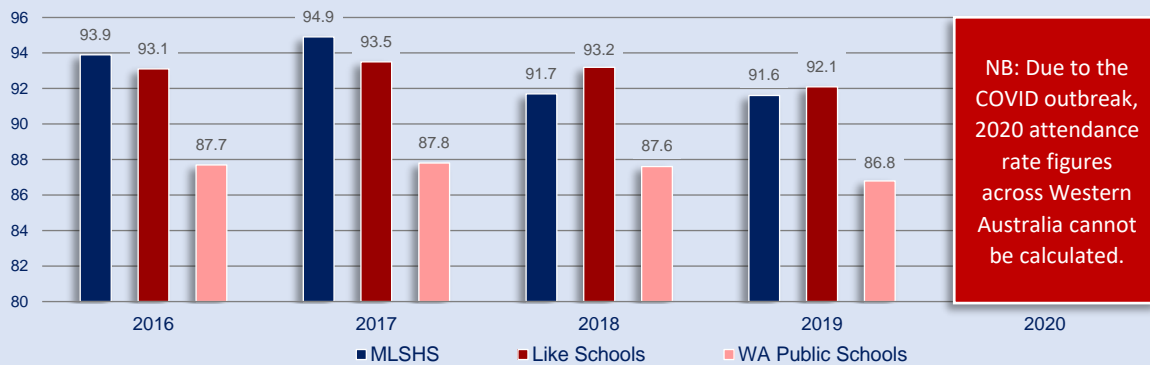
Observations: Total enrolments have increased steadily since 2013, with a 25.8% percent increase during that time. This increase has been in the lower secondary area which has continued to rise after 2015 when year seven students were first enrolled in secondary schools.

SCHOOL ATTENDANCE RATES: 2016 - 2020

Attendance Year	Non-Aboriginal (%)			Aboriginal (%)			Total Attendance (%)		
	ML	Like	WA	ML	Like	WA	ML	Like	WA
2016	94.0	93.2	89.5	86.6	83.0	67.4	93.9	93.1	87.7
2017	94.9	93.6	89.7	91.9	83.7	66.6	94.9	93.5	87.8
2018	91.7	93.4	89.6	85.7	78.9	66.0	91.7	93.2	87.6
2019	91.7	92.2	88.8	85.8	76.1	65.8	91.6	92.1	86.8

NB: Due to the COVID 19 outbreak, 2020 attendance rate figures across the state cannot be calculated.

Graph showing attendance comparisons: Mount Lawley SHS, Like & WA Public Schools (2016 – 20)



NB: Due to the COVID outbreak, 2020 attendance rate figures across Western Australia cannot be calculated.

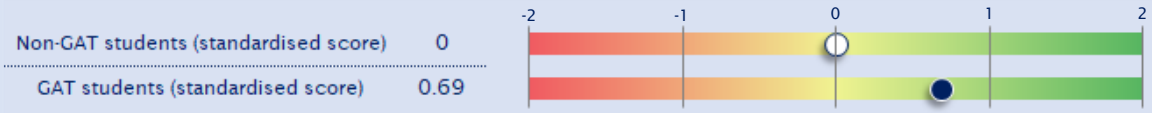
Mount Lawley SHS attendance for 2019 was 0.5% lower than “like” schools, a better result than 2018 where there was a 1.5% difference. Aboriginal student attendance at Mount Lawley SHS remains higher than at “like” and WA public schools.

GIFTED & TALENTED (GAT) LANGUAGES

Mount Lawley SHS provides a Languages program for Gifted and Talented students. Student entry to this program is via a testing and placement process conducted by the Department of Education. In order to maintain the program, schools with Gifted and Talented programs are required to report on the level of academic achievement by students within this group. To this end, ATAR scores are examined below for the 2020 graduating cohort as well as the Year 9 (2020) and Year 7 (2020) cohorts.

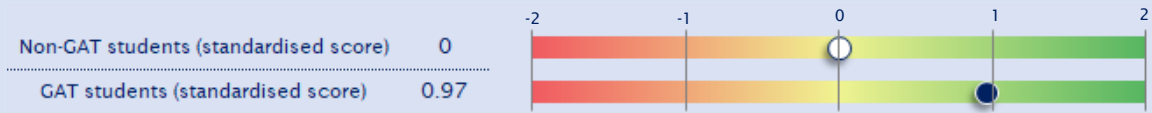
YEAR 12 GAT GRADUATING COHORT - ATAR (2020) scores

Year 12 ATAR scores from 2020 have been standardised to create one comparison score for GAT and non-GAT students.



YEAR 9 GAT COHORT (As Year 7 students in 2018) - Yr 7 NAPLAN (2018) scores

The five NAPLAN component scores, from the Year 7 tests (conducted in 2018), have been standardised and amalgamated to create one, overall, comparison score for GAT and non-GAT students. The result comparing GAT and Non-GAT students is shown on the heatmap (below).



In both images (above) Non-GAT students are represented by the “zero” point on the image above. GAT students, represented by the “blue” dot, are clearly higher than Non-GAT students (approaching 1 standard deviation higher), therefore, significantly different to Non-GAT scores.

NB: In the past, this report provided current Year 9 NAPLAN achievement for GAT students but due to COVID 19, 2020 NAPLAN testing was not conducted. This report, therefore, shows the Year 7 results (2018) for this cohort.

Year 7 GAT Cohort



Year 8 GAT Cohort



Year 9 GAT Cohort

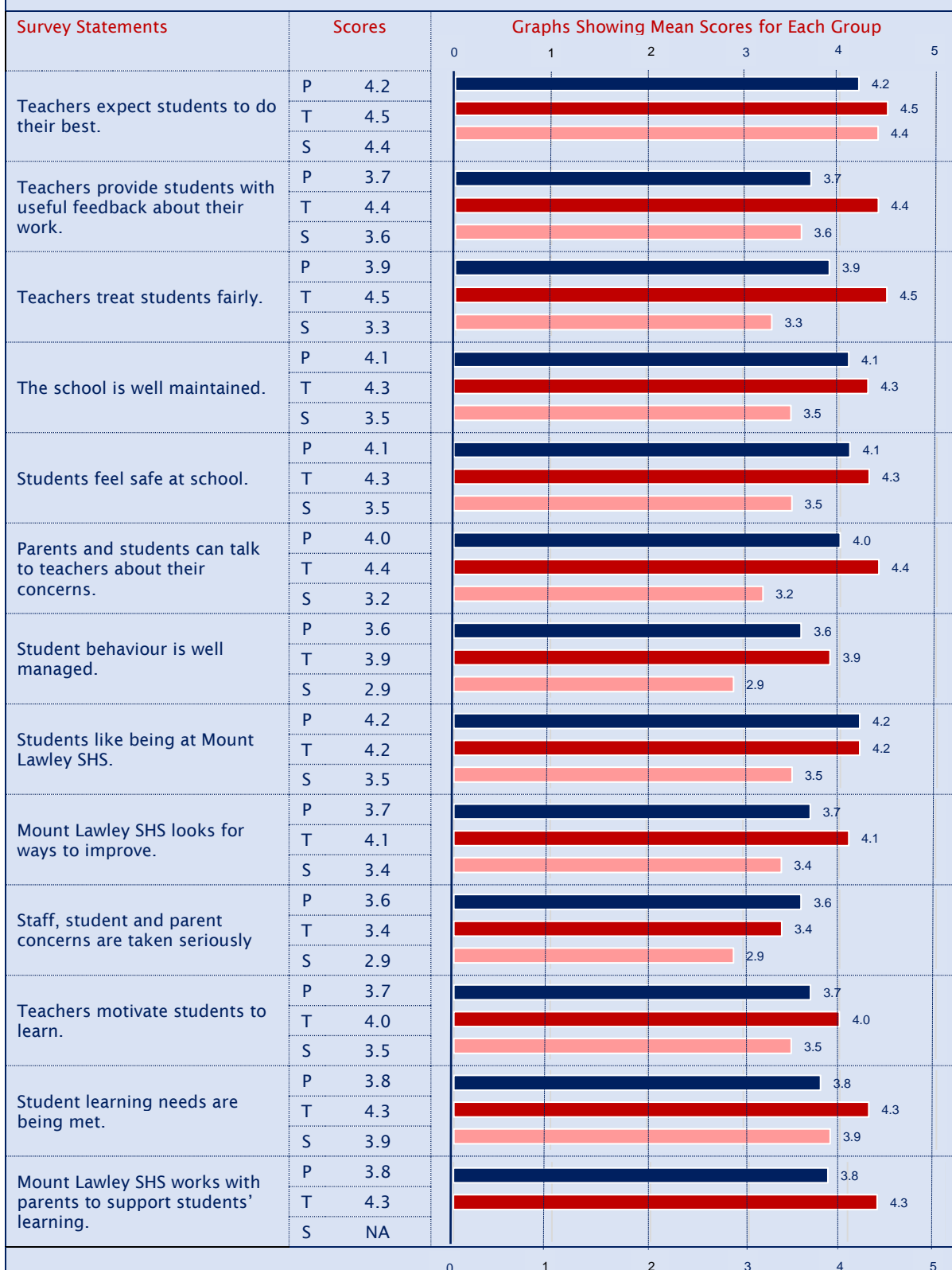


Year 10 GAT Cohort



NATIONAL SCHOOL OPINION SURVEYS (NSOS): Parents, Students and Teachers (2020)

All WA schools are required to administer parent, student & staff Opinion Surveys every two years. The results of the Mount Lawley SHS surveys, conducted in 2020 for each of the groups, are shown below. (P = Parents, S = Students, T = Staff)



The National School Opinion Surveys are an important source of information, assisting the school in self-reflection and improvement planning. The results are presented to, and discussed with, the School Board as a part of this process.

Our Vocational Education and Training program (VET) enhances the students' learning by offering an industry recognised qualification and increasing their employability skills. Students commence their qualifications in Year 11 and generally complete them in Year 12. Many Year 11 Certificate II in Business students completed their qualification and will be articulating to the Certificate III in Business in Year 12.

All our VET teachers hold the Certificate IV in Training and Assessment and have maintained their industry currency. A large number also hold the qualification that they are delivering to the students. The students in our Career Link Program attend school three days per week and on the other two days attend an external training program and work experience. The programs are delivered by a variety of RTO's including North Metropolitan and South Metropolitan TAFE's and private RTO's. The courses that these students attend are generally not available at school and include Pre-apprenticeship and School Based Traineeship programs. Students who complete their VET programs can use their qualification to gain part-time and, in some cases, full-time employment as well as enrol in higher level qualifications at TAFE. The higher-level qualifications can lead to employment and can also be used as a pathway to university

VOCATIONAL EDUCATION and TRAINING: YEAR 11 & 12 - ACHIEVED QUALIFICATIONS

Year 12 Course Name	Level	Ach. Qual.
Applied Language	II	6
Plumbing	II	1
Business	II	11
Business	III	28
Creative Industries	II	16
Visual Arts	II	38
Visual Arts	III	4
Music Industry	III	9
Engineering Pathways	II	8
Civil Construction	II	2
Make-Up	III	1
Sport Coaching	II	38
Hospitality	II	37
Electrotechnology	II	1
Year 11 Course Name	Level	Ach. Qual.
Applied Language	II	In progress
Building & Construction	II	In progress
Automotive Servicing Tech	II	In progress
Business	II	38
Community Services	II	1
Early Childhood Ed & Care	III	In progress
Individual Support	II	In progress
Creative Industries	II	In progress
Visual Arts	II	In progress
Music Industry	III	1
Screen & Media	III	1
Health Services Assistance	III	1
Engineering Pathways	II	In progress
Make-Up	III	In progress
Sport Coaching	II	In progress
Hospitality	II	In progress
Data & Voice Communications	II	In progress
Electronics	II	In Progress
Electrotechnology	II	In Progress

Authority Developed Workplace Learning

A student is enrolled in an ADWPL class if they are engaged in Work Experience in Year 11 & 12. For every 55 hours of verified ADWPL work placement that a student completes, along with the addition of a "Skills Journal", that student is awarded an endorsed unit equivalent to a C grade.



Due to COVID 19 restrictions, some events/activities, which add considerable value to school life for students, did not occur. Activities affected included: incursions, excursions, camps and other extra-curricular events. The following highlights for each Learning Area reflect these restrictions.

ENGLISH

COMPETITIONS – SUCCESSFUL STUDENTS

- * 2020 Design an Ad winners- Eoin Leal and Angela Le (Year 8)
- * 2020 KSP Spooky Story Competition Short Listed- Alice Tanner, Anjali Banerjee and Halle Van Den Berg (Year 7)

ATAR AWARDS

- * Top Performing Subject – EALD
- * Subject Award Winners – Top Performing students:
- * Marie Thomsen EALD ATAR
- * Indira Clifford Year 12 English ATAR

ICAS COMPETITION

High Distinctions - Top 1% Nationally
* Shola Clarke Thomson (Year 8) and Charlotte Berinson (Year 9)

Distinctions – Top 10% Nationally

- * Angus Boss, Alice Tanner and Michael Wang (Year 7)
- * Mallissa Moran and Rosalia Scutt (Year 8).
- * Poppy Steenbergen and Nicola De Vos (Year 9).
- * Javier De Sousa, Jack Wheeler and Kira Whiley (Year 10)



HEALTH and PHYSICAL EDUCATION

SCHOOL REPRESENTATION

- * Attended SSWA events once COVID restrictions were relaxed.
- * Cricket, netball, basketball, hockey, water polo, athletics
- * New athletics training day program in collaboration with Duncraig SHS
- * Interschool athletics training mornings for selected team

CAMPS/EXPEDITIONS

- * Sailing and power boating expeditions
- * Rottneest snorkelling expedition
- * Abseiling/bushwalking expedition

QUALIFICATIONS

- * First Aid qualifications in Certificate II Sport Coaching
- * Skippers ticket in GTOED
- * Keys4Life certificates in Year 10 Health Education

PROFESSIONAL COACHING

- * Badminton, touch, golf, squash, abseiling, sailing, powerboating

EXCURSIONS

- * John Forrest National Park hike
- * Mettams Pool snorkelling
- * Interschool athletics training day
- * Golf classes at MLGC
- * Squash classes at Squashworld

CERTIFICATE II SPORT COACHING

- * Students assisting with more school sporting and pastoral care events
- * Students assisting partner primary schools' athletics carnivals
- * Improving community connection

CARNIVALS

- * Year 7 Zone carnival (other year carnivals cancelled).
- * House swimming and athletics carnivals, all went ahead successfully with themes chosen by House Captains



HEALTH and PHYSICAL EDUCATION (cont)

OTHER ACTIVITIES

- * Full online 10-week PE program with integrated Health, Wellness and Activity components
- * Health programs adapted to be distributed online
- * Improved ATAR performance ATPES (Yellow box)
- * New Specialist units for Year 10 options developing pathways for ATAR
- * Introduction of new subjects (ATAR and General Health Studies)
- * Continuing support for pre-service teachers
- * Review of new health programs

OTHER ACTIVITIES (cont)

- * Introduction of OneNote to allow effective collaboration in ATPES and for online communication in HPE department.
- * Social volleyball program for after-school sport
- * Before school ATAR practical sessions
- * New partnership with East Perth Football Club
- * Continued development of WACA and Girls cricket partnership
- * Staff members from HPE selected for leadership roles across the school.



LANGUAGES

INCURSIONS/CELEBRATIONS

- * GAT Club (Italian and Chinese) – Pasta making class
- * GAT Club (Chinese) – Steam Bun making
- * GAT Induction Day (Chinese and Italian) – Italian chef
- * Korean – portfolio competition, Teacher for a day, K-pop dance club
- * Japanese – Kaki-Gori (shaved ice desserts)
- * French – crêpes making
- * 40th Anniversary of Chinese Language function to celebrate the teaching of Mandarin at the school for 40 years
- * Year 7 GAT (Chinese) – student participation in SIDE Chinese resource filming

The Language Captains and teachers spoke to students, congratulating them on their achievements and wishing them the best of luck for their future at the school.

INDIVIDUAL STUDENT EXCHANGES

- * Two students (Eloise Thompson Fanciulli and Seb Hensley) went on short exchanges to Italy (Dec/Jan 2020). One student resided in Pisa, Tuscany and the other in the province of Perugia.



COMPETITIONS

- * Video Matsuri – Year 7 & Year 8 Japanese short film competition. Several students were shortlisted
- * Year 9 GAT (Chinese) – 4th place in state writing competition
- * Chinese speaking competition – one student in Year 11 won a place in the global finals
- * Australia China Friendship Society Awards – two students were presented with awards for making significant effort towards their studies of Chinese language and culture

EXCURSIONS - GAT CLUB:

- * Chinese restaurant outing
- * Fremantle Maritime Museum
- * Ancient Rome exhibition
- * Dumpling making at Endless Delight Chinese Cuisine
- * Tour of UWA followed by lecture on ‘languages and words’
- * Italian film festival



YEAR 10 GAT FAREWELL

During October, the Year 10 GAT students and their parents attended the GAT Languages Farewell Ceremony and Breakfast. Students were awarded certificates and a pen to acknowledge their participation.



TECHNOLOGIES

* ATAR Business Management and Enterprise attained a top 15% ranking across all public and private schools in Western Australia.

* A new approach was taken for the Subject Selection Talks presented to Year 10s in the lead up to their selections for Year 11 courses. The main focus was that employer demand for STEM skills and qualifications is high and that this demand will only increase in the future. A very positive outcome as a result was that the following classes were viable and back up and running in 2021 - Year 11 Computer Science ATAR, Year 11 Applied Information Technology ATAR and General and Year 11 Accounting and Finance ATAR. Some of these classes haven't run for the past few years.

* Overall, the Technologies Learning Area experienced a very positive increase in the number of students across all the cohorts choosing the wide variety of Technologies courses that we have on offer.

* Digital Technology classes were mostly taught by Digital Technologies specialist staff, which was a strong positive.

* Forty Spike Prime Lego Robotic Kits were purchased with the assistance of the Finance Committee and were introduced to the Year 7 and 8 Digital Technology classes. These were very well received by the students who completely engaged with this hands-on approach to learning about Robotics.


* In Design and Technology, a new subject was introduced in Year 9: STEM (re-badged as Prototyping Technologies in 2021). This, along with the re-writing of Year 9 Materials and Year 10 Mechatronics, has led to a marked increase in student engagement in STEM subjects and improvement in the numbers of students selecting Design & Technology Courses and subjects in Years 10, 11 & 12.

* Year 9 and 10 students are now offered three subjects in each year: Technology, Coding and Robotics.

* "Business Trading Day" was successfully run by the Certificate II and III Business students. As part of their Certificate courses, all students are actively involved in the planning and running of their own business stall.

* The Curtin Challenge platform was used to develop cloud-based e-learning opportunities for Certificate II and III Business students.

* Incursion: Year 10 Accounting and Finance - presentation on Financial Literacy by a representative from Australian Super.



HUMANITIES and SOCIAL SCIENCES

ATAR AWARDS

- * ATAR Economics attained a top 15% ranking across all public and private schools in Western Australia
- * Certificate of Excellence for Gabriel Luca-Morrison, Year 12 ATAR Modern History (ATHIM)

COMPETITIONS

- * PAST2021 - 2 students reached the finals
- * SHARK TANK for Year 10 - internal, registered for national competition for 2021

REVISION CLASSES

- * Geography Teachers' Assoc. WA
- * History Teachers' Assoc. WA
- * All ATAR classes had after school revision classes /Homework Club run by teachers.

MATHEMATICS

AUSTRALIAN MATHEMATICS COMPETITION

- * Year 7 Lynn Nguyen
- * Year 8 Behrooz Moghimizadeh
- * Year 8 Harrison Mugee
- * Year 7 Jessica Del Casale
- * Year 10 Bill Pham

INTERNATIONAL COMPETITIONS & ASSESSMENT FOR SCHOOLS (ICAS)

- * Year 7 Angus Boss
- * Year 7 Vanessa Nguyen
- * Year 7 Nathan Trinh
- * Year 8 Noah Cockburn
- * Year 8 Jessica Del Casale
- * Year 8 James Horton
- * Year 8 Jinbin Xu
- * Year 8 Luka Teasdale
- * Year 9 Niall Ewing
- * Year 10 Tiffany Lee
- * Year 10 Huu Trung Pham
- * Year 10 Kaori Stewart-Wynne



SCIENCE

COMPETITIONS

* Students participated in competitions, including the Brain Bee Challenge, ICAS and Education Perfect Global Challenge.

* ICAS Science: one High Distinction and 14 Distinctions awarded. Numerous students received merit awards.

NATIONAL YOUTH SCIENCE FORUM

* Six students were selected to attend the National Youth Science Forum. One elected to participate online due to the COVID-19 restrictions around travel.

- * Noor Cheaib (online)
- * Terry Hatzis
- * Sebastian Hensley
- * Sunny Guo
- * Eloise Allen
- * Hanna Wibbeke-Khoo

UWA SCIENCE EXPERIENCE


Two students, Laura Tran and Gordon Havad, attended the UWA Science experience during the holidays. It was an intensive, three-day STEM program aimed at discovering the secrets of STEM at UWA. Laura and Gordon worked with esteemed UWA scientists and learnt about their research.

REVISION CLASSES

* To assist students in their development and understanding of key curriculum content, science staff provided regular tutorial classes out of school hours and during lunch breaks.

* Staff also regularly volunteered their time to assist students in year levels in the after-school Homework Club.

* Students participated in outside tutoring with Mastermind Australia, utilising experienced WACE teachers after school hours.



The ARTS

DRAMA

- * 8 SVAPA Monologue night
- * 9 SVAPA Tiny Works with Cert II Creative Industries providing tech support: sold out, one night attended by SCSA Drama Principal Consultant Maxwell Leech
- * Year 11 "Kintsugi Ensemble presents..."
- * Seeing productions as part of PIAF: Tao of Glass, Hecate Bran Nue Dae and Leviathan
- * Sound design workshops with Year 12 Drama presented by WAAPA graduate and ex-student Amaru Zachariassen

SVAPA

- * Year 7 SVAPA Masterclasses with St John Cowcher - Puppets & Mime
- * SVAPA Partnership with CO3 Dance Company - The Birds Project. We help create birds for their set installation and in return they provided workshops for our students. This successful collaboration with CO3 was conducted with Year 7 Visual Arts students and culminated in an exhibition of their final work at the State Theatre. Contemporary CO3 artists, mentors and dancers were also invited to speak with students, providing a real-life link to practicing artists in the local community
- * SVAPA Enrichment classes with Esther Longhurst, Storm Helmore, Naomi Corteen and Joshua Pether
- * Masterclass with Behind the Mask (Commedia dell'arte)
- * Year 7 SVAPA Art Exhibition
- * Year 7 SVAPA Excursion to Awesome Festival
- * Year 8 SVAPA Excursion to Barking Gecko's Bambert's Lost Books
- * Year 7 SVAPA Excursion to Black Swan's State Theatre Oklahoma!
- * A rich collaboration of artists, tech and mentors for the year 9 SVAPA production of Tiny Works. This year's mentors included Charlotte Otton, Andrew Sutherland, Chloe Flockart and PVI's Kelli McCluskey and Steve Bull

VISUAL ARTS

- * Six students were selected from a competitive state-wide process into the following prestigious student Visual Arts exhibitions:
- Young Originals Exhibition**
- * Underneath the Mask by SuuKyi Kwang (Yr 11)
- * 6th avenue on 52nd street by Ben Buchanan (Yr 11)
- * Open Book by Sophie Flanigan (Yr 12)
- * Save Yourself by Heather Neil-Smith (Yr 11)
- Meta Exhibition**
- * Georgie Leahy, Social Beings (Yr 12)
- * Underneath the Mask by SuuKyi Kwang (Yr 11)

MUSIC

- * Sold out semester 2 concerts in all areas - Contemporary Jazz and Western Art concerts
- * ATAR recital day was formatted so students performed to peers in other classes (due to COVID restrictions)
- * Cert III Music Industry and Business students co-ordinated the festival. Cert III Year 11 music students were tasked with stage management and logistics. Year 12 Cert III music students performed for the event
- * Prospective parents' night - ATAR students performed at this event, representing the high level of attainment by music students in Year 12
- * Outdoor music concert - highlighted ensembles in Jazz and Contemporary courses. As well as giving all students (Year 7-12) a positive performing experience, this concert demonstrates the community involvement of the Music parent support group in welcoming new families into the school. This concert highlighted musicians across all year groups and gave younger students the opportunity to perform for the first time



STUDENT SERVICES

COVID 19 RESTRICTIONS

* Due to the restrictions faced by schools, there were considerable differences between the planned 2020 Student Services activities and the actual 2020 activities. However, there were still numerous activities, albeit some in a different form than normal.

ASSEMBLIES

Most school assemblies were conducted, namely 90's Club, Honours' Society, Final Year 12 and Final Assembly. The two planned whole school assemblies not conducted were the ANZAC and the NAIDOC assembly. These assemblies continued to identify and celebrate the successes of many students for a variety of activities: academic, sporting and arts achievements and efforts as well as service and community involvements and successes.

Lawley Live audio-visual presentations continued to highlight the many different facets of student involvement within the school community and, as usual, were highly popular with the students.

PROGRAMS

* **ELEVATE STUDY SKILLS:** These sessions enhanced the knowledge and skills of students. Each session was rated very highly by students in their evaluations and the program will be conducted again in 2021. Elevate also made additional activities available to students and staff to help them continue to develop the skills and strategies they learned in the program.

* **INSAIN:** Insain provides a program called 'VisionWorks', focussing on Year 9 and 10 students who were either disengaged or confused in their future pathways. Two groups of 30 students each were involved. The program provided the selected students with the opportunity to discuss with their peers and staff from Insain the barriers they were facing as well possible future pathways. Students were also engaged with mentors from their chosen area, allowing them to receive a 'real life experience' in these areas of employment. Student feedback was very positive and the program will be conducted again in 2021.

BREAKFASTS

* Various breakfasts were hosted for a variety of reasons. Year 11 and 12 Hospitality classes catered for invited guests – both students and outside invitees – at events such as International Women's Day, International Men's Day, Volunteers and Student Services' Partnerships. Breakfasts were also provided for Year 9 and 11 Skills Celebration. Year 12 High Achievers was also conducted. At each of these events, students with outstanding effort and/or achievement were invited. Guest speakers provided an insight into their career journey and sound advice to assist students.



STUDENT SERVICES (Cont)

EVENTS

* Zero2Hero In Your Head Conference was attended by Year 11 Councillors with a view to developing a greater understanding and awareness of mental health and strategies to increase this awareness.

* Youth Focus provided Understanding Mental Health sessions to all Year 9 students and teen Mental Health sessions to all Year 10 students. The aim of these sessions was to raise awareness of mental health and associated issues.

* The School Ball was held early in the year, and this was an opportunity for Year 12 students to experience perhaps their first formal event, something they will remember for the rest of their lives. The students were excited by organising the event, inviting a guest, choosing their formal wear and sharing with their friends.

* Year 12 students participated in a week of events where students took on staff in several sporting contests. As has been the case in the past, the staff were victorious. The week concluded with a fine feast for all departing students, catered for by outside providers, the school café and hospitality students.

* The Year 12 Award Night was the highlight of the Year 12 year, the culmination of their formal school life. Parents were able to attend to watch their child(ren) receive their certificates. Students received the top of subject awards as well as a number of special awards including School Dux. The Riverside Theatre at the Perth Convention and Entertainment Centre was used for the first time due to Covid restrictions and is likely to be the venue for this event for the next several years.

* The Year 12 Prefects hosted a very successful Prefects' Quiz Night at school. Over \$3000 was raised for the gift to the school, which was providing new seating and tables for the Year 12 section of the café.

* The Year 10 Leadership Camp was one of the first events that was permitted after the relaxation of controls on attendance at camps. Forty-five student leaders and potential leaders were invited to three days of team activities, special talks and events and personal challenges at Bickley Recreation Camp.

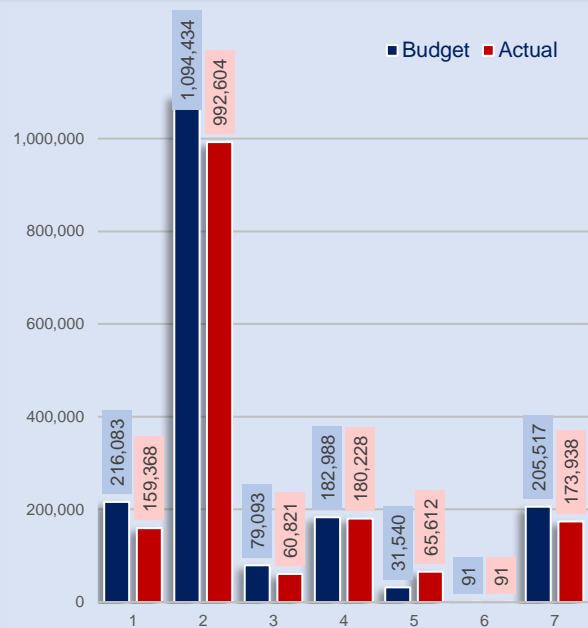
BUSH RANGER CADETS

* The Bushranger Cadet Unit suffered considerably throughout the year but still managed to meet after school for organised activities by the instructors. Some camps were also able to be undertaken where students assisted the Department of Biodiversity, Conservation and Attractions in various activities, continuing their tradition.




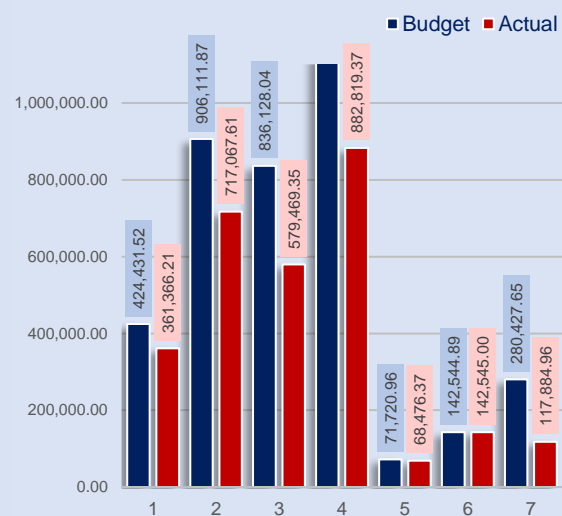
REVENUE: CASH (as at 31 December 2020)

Sources of Revenue	Budget (\$)	Actual (\$)
1. Voluntary Contributions	216,083.00	159,368.24
2. Charges & Fees	1,094,434.00	992,604.05
3. Facilities Hire	79,093.00	60,820.83
4. Fundraising/Donations	182,988.00	180,227.93
5. State Govt/Local Govt	31,540.00	65,612.05
6. DoE/Reg Office/Schools	91.00	90.91
7. Other	205,517.20	173,937.53
Transfer from Reserve	272,210.50	272,210.50
Total Locally Raised Funds	2081,956.70	1,904,872.04
Opening Balance	1,147,592.88	1,147,592.88
Student Centred Funding	964,313.00	963,278.02
Total Cash Funds	4,193,862.58	4,015,742.94
Total Salary Allocation (\$)	18,236,352	18,236,352
Total Funds Available (\$)	22,430,214.58	22,252,094.94



EXPENDITURE (as at 31 December 2020)

Areas of Expenditure	Budget (\$)	Actual (\$)
1. Administration	424,431.52	361,366.21
2. Utilities/Maintenance	906,111.87	717,067.61
3. Buildings/Equipment	836,128.04	579,469.35
4. Curriculum/Student Services	1,217,670.37	882,819.37
5. Professional Development	71,720.96	68,476.37
6. Transfer to Reserve	142,544.89	142,545.00
7. Other Expenditure	280,427.65	117,884.96
Total Goods & Services	3,879,035.30	2,869,628.87
Forecast Salary Expend (\$)	17,896,335.00	17,896,335.00
Total Expenditure (\$)	3,879,035.30	2,869,628.87
Cash Budget Variance	314,827.28	NA



Kyzer:
The school's
Therapy Dog.