

# MOUNT LAWLEY SENIOR HIGH SCHOOL



An Independent Public School

Aspire to  
Inspire

OUR INTENT IS TO MAKE  
A GOOD SCHOOL,  
A GREAT SCHOOL



## ANNUAL REPORT 2022

**SCHOOL MISSION**

Mount Lawley Senior High School aims to maximise the enjoyment of learning and achievement for all students within a compassionate and democratic school culture, encouraging them to be responsible, creative and engaged lifelong learners.

**PRIORITY 1: ACHIEVEMENT**

Every student will value learning and strive to achieve progress commensurate with their ability. The school community will set and model high expectations, encourage all students in their social, emotional, cultural, and academic growth, and celebrate individual and group success.

**PRIORITY 2: EXCELLENCE IN TEACHING & LEARNING**

Through participation in professional Learning Communities teachers will focus on High Impact Teaching Strategies (HITS), differentiation, reflective practices and classroom observation. Teachers will further refine their skills to expertly select and apply technology, undertake data analysis, effectively manage student behaviour and create culturally responsive classrooms. Through expert inclusive teaching, students will be better placed to develop key learning skills, achieve improved results and develop as lifelong learners.

**PRIORITY 3: POSITIVE ENVIRONMENT FOR STAFF & STUDENTS**

The social and emotional wellbeing of staff and students is a priority. Students will be engaged through relevant learning experiences, and by being guided towards appropriate pathways. Staff and students will be inclusive, celebrate diversity and demonstrate respect for people, property and the school environment.

**PRIORITY 4: EFFECTIVE PARTNERSHIPS**

The school will cultivate relationships and opportunities that add value and improve student outcomes. This will involve working with our Alumni, service clubs, universities, the business sector, government, not for profit organisations, local primary schools and the wider community. The school will work in partnership with parents and caregivers to support students' wellbeing and progress.

**YEAR 12 PREFECTS: 2022**



Back Row L to R: Josephine Robinson (Teacher), Will Corbett, Will Moldrich, Ken Gao, Daniel Morris, Wilson Chou, Olivia Crockford  
 Front Row L to R: Kiara Hamilton, Amy Carter, Max Lippiatt, Ashley McPhee, Courtney Tralau, Yasmine Bui

**CONTENTS**

Our School and Community	2
Business Plan Targets	3
Yr 12 Performance Overview	4
Highlights and Achievements	5
Yr 7 & Yr 9 NAPLAN	6-7
Enrolments & Attendance	8
Gifted & Talented (Languages)	9
National School Surveys	10
Vocational Education & Training	11
Financial Overview	12
Value Adding	13 -19
Destinations	19



**SCHOOL BOARD MEMBERS**

- \* Mr Cameron Brook: Chair of Board
- \* Ms Lesley Street: Principal and Secretary
- \* Mr Joshua Abordi – Year 10 Student Nominee
- \* Mr Michael Camilleri – Staff Member
- \* Ms Mei-ling Day – Parent Nominee
- \* Ms Belinda Derby – Staff Member
- \* Dr Jenny Fay – Community Member
- \* Ms Nicole Jolly - Parent Nominee
- \* Mr Jade Lay - Parent Nominee
- \* Associate Professor Kati Tonkin – Community Member
- \* Mr Randal Wells – P&C Nominee
- \* Miss Mia Westera – Student Member
- \* Professor Stephen Winn - Community Member

BUSINESS PLAN TARGETS 2021 – 2025

The School Business Plan is underpinned by the Department of Education’s Strategic Plan, the annual “Focus” documents and the Director General’s Strategic Plan for WA Public Schools. The Business Plan prioritises the work of the school over the period of the plan. Four priority areas highlight the work of the school and outline specific targets for achievement. The Academic Achievement Targets are outlined below.

ACADEMIC ACHIEVEMENT TARGETS

	2021 – 2025 TARGETS	2021	2022	2023	2024	2025	2022 TARGET OUTCOMES
1	Year 12 students will achieve a median ATAR of 82.	●	●				A median ATAR of 83.6 was achieved.
2	Year 12 results will meet or exceed "like schools" in at least 10 subject areas.	●	●				Year 12 results exceeded "like schools" in 3 subject areas.
3	50% of GAT students will achieve an ATAR of 90 or higher.	●	●				71.43% of GAT students achieved an ATAR of 90 or higher in 2022.
4	90% of students will achieve a C grade.	●	●				100 % of students achieved a C grade.
5	20% of General Studies students will achieve an A grade.	●	●				57.26 % of General Studies students achieved an A grade.
6	20 General Studies students will be inducted into the Honour Society every year.	●	●				4 General Studies students were inducted into the Honour Society.
7	96% of students will achieve OLNA.	●	●				96.7% of students achieved OLNA.
8	Year 7 to Year 9 NAPLAN stable cohort progress will be above the national average.	●	●				NAPLAN tests were suspended, nationally, in 2020. Comparative data for 2022, therefore, could not be calculated.
9	Year 9 NAPLAN mean scores in each domain will match 'like schools' performance.	●	●				Year 9 NAPLAN progress scores matched like schools in Reading.
10	We will plan, create and document the process to take advantage of the opportunities that will arise when the WAAPA facilities are gifted to the school in 2025.	●	●				Working towards.

Over 80 Follow the Dream students from 8 Secondary Schools came together for the Annual Mount Lawley Outreach Follow the Dream cultural day.



YEAR 12 PERFORMANCE OVERVIEW

The tables (below) summarise the performance of Mount Lawley Senior High School and, where possible, outlines like school and Western Australian public-school results.

WESTERN AUSTRALIAN CERTIFICATE OF EDUCATION (WACE)	2018	2019	2020	2021	2022	2023	2024
Mount Lawley SHS (% achieving WACE)	96	97	95	97	97		
Like Schools (% achieving WACE)	97	96	97	97	98		
WA Public Schools (% achieving WACE)	89	89	89	89	89		

SCHOOL CURRICULUM & STANDARDS AUTHORITY (SCSA)	2018	2019	2020	2021	2022	2023	2024
Mount Lawley SHS (Median ATAR)	80.6	82.95	86.45	83.75	83.6		
Mount Lawley SHS Expected Performance	-0.2	0.2	0.48	0.01	-0.45		
WA All Schools' Ranking	59	32	20	42	**NA		
WA Public Schools' Ranking	20	7	5	12	**NA		
Mount Lawley SHS WACE students in the top third of the state (%)	28	35	42	38	28		
WA Public Schools' WACE students in the top third of the state (%)	33.3	33.3	33.3	33.3	33.3		

UNIVERSITY APPLICATIONS (TISC)	2018	2019	2020	2021	2022	2023	2024
Students with an ATAR who applied (n)	149	128	82	97	110		
Students with a 1 <sup>st</sup> preference (inc. students without an ATAR)	155	135	97	122	142		
Students offered their first preference (n)	100	85	76	82	107		
Students offered any of their references (n)	143	118	91	115	136		
Students who have enrolled (n)	103	101	57	67	84		
Students who have deferred (n)	18	8	4	8	12		
Median ATAR of Mount Lawley SHS applicants	80.95	83.10	86.35	84.95	**NA		

\* NB: Statistics updated 7/04/2023

\*\* NB: From 2022 onwards, SCSA and TISC will not release data relating to schools' median ATAR scores or rankings

GRAPH SHOWING MEDIAN ATAR, WACE ACHIEVEMENT AND ATTAINMENT RATES: 2005 - 2022

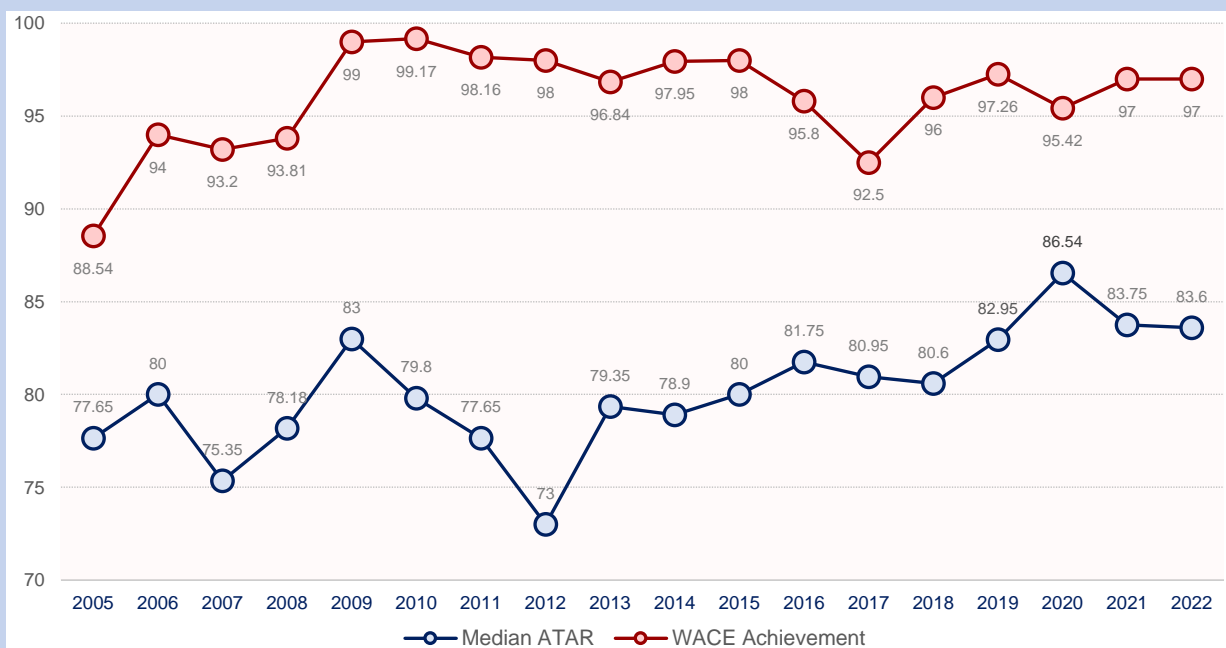





TABLE SHOWING MEDIAN ATAR AND WACE ACHIEVEMENT COMMENTS

* The median ATAR (83.6) was the third highest achieved since 2005 (86.54 in 2020 & 83.75 in 2021).	●	83.6
* The WACE achievement (97) was higher than in 2020 (95.42).	●	97



## SUBJECT ACHIEVEMENTS and HIGH ACHIEVERS

- \* Two students achieved exhibitions.
- \* 52 Students achieved an ATAR of 90 or higher and will join the "Nineties Club".
- \* 6 students achieved an ATAR of 98 or higher (within the top 2% of the state).

## DUX &amp; EXHIBITION AWARDS



## 3 CERTIFICATES OF EXCELLENCE



## 9 CERTIFICATES OF DISTINCTION



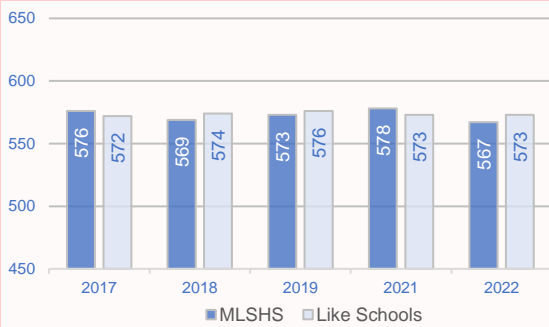
## CERTIFICATES OF MERIT

Matilda Beel Del Alamo, Grace Bell, Atticus Bond, Charles Boucher, Amy Carter, Misheel Collier, Luca Conte, Olivia Crockford, Javier De Sousa, Matthew Deighton, Oscar Doukidis, Krish Dubey, Ken Gao, Lola Gazieva, Kiara Hamilton, NFP, Daniel Hipsey, Lachlan Holden, Buddy Kavanagh, Tiffany Lee, Ching Leung, Max Lippiatt, Montana Mann, Darcy McGough, Madison McKeown, Ashley McPhee, Perry McQueen, Nour Mistrah, Will Moldrich, Bo Roger Pang, Leah Pearce, Alen Sebastian, Abbey Skewes, Nevin Soji, Tijana Starcevic, Lachlan Stephens, Kaori Stewart-Wynne, Madeleine Strong, Sean Tran, Luke Vervest, Jack Wheeler, Cyril Wibowo, Hayden Wong, Naomi Wright

NATIONAL ASSESSMENT PROGRAM: LITERACY & NUMERACY - YEAR 7 & YEAR 9 AVERAGE SCORES

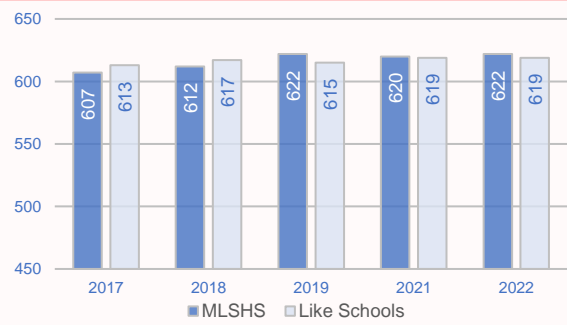
NAPLAN tests for Years 7 & 9 students in all Australian Secondary Schools are conducted each year. Year 7 and Year 9 average scores (2017 - 2022) for Mount Lawley SHS and like schools are displayed below.

READING - Year 7



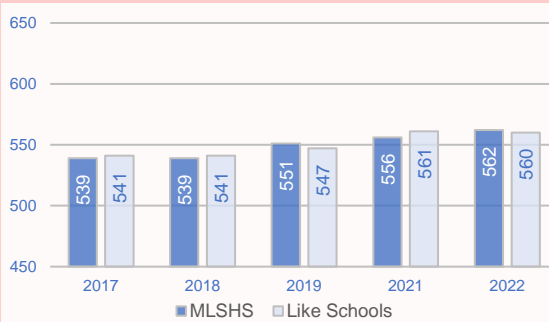
During the period 2017 - 2022, when compared to like school averages, Mount Lawley scores have been within + or -6 NAPLAN scores. In 2022 Mount Lawley SHS was 6 NAPLAN scores lower than like schools.

READING - Year 9



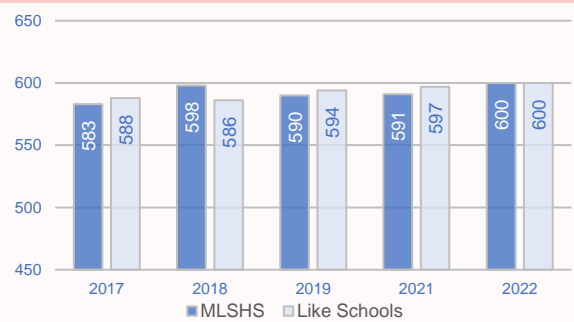
During the period 2017 - 2022, when compared to like school averages, Mount Lawley scores have been within + or - 7. In 2022 Mount Lawley SHS was 3 NAPLAN scores higher than like schools.

WRITING - Year 7



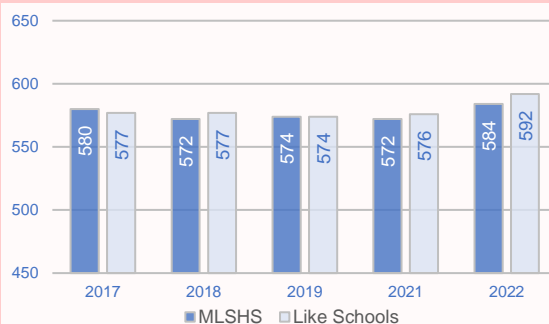
During the period 2017 - 2022, when compared to like school averages, Mount Lawley scores have been within + or -5 NAPLAN scores. In 2022 Mount Lawley SHS was 2 NAPLAN scores higher than like schools.

WRITING - Year 9



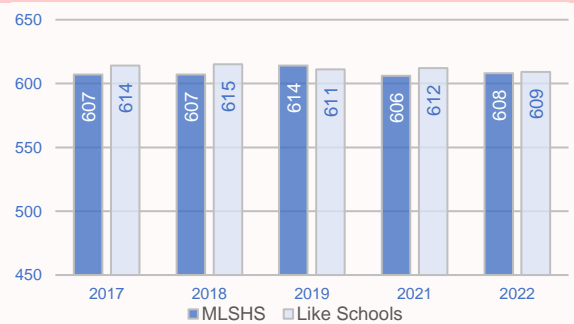
During the period 2017 - 2022, when compared to like school averages, Mount Lawley scores have been within + or - 12. In 2022 Mount Lawley SHS was equal with like schools.

SPELLING - Year 7



During the period 2017 - 2022, when compared to like school averages, Mount Lawley scores have been within + or - 8 NAPLAN scores. In 2022 Mount Lawley SHS was 8 NAPLAN scores lower than like schools.

SPELLING - Year 9

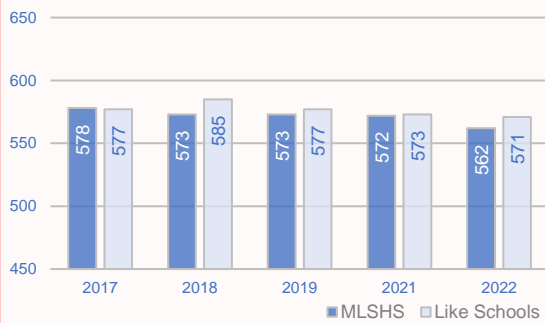


During the period 2017 - 2022, when compared to like school averages, Mount Lawley SHS spelling scores have been within + or - 8. In 2022 Mount Lawley SHS was 1 NAPLAN score lower than like schools.

NATIONAL ASSESSMENT PROGRAM: LITERACY & NUMERACY - YEAR 7 & YEAR 9 AVERAGE SCORES (continued)

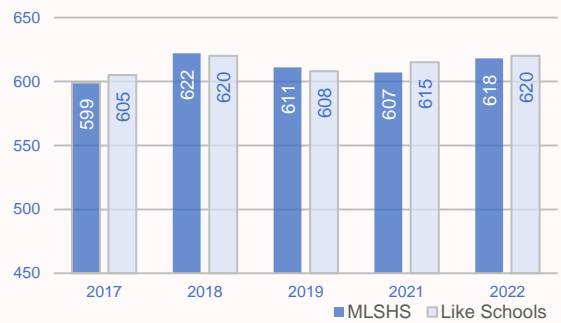
NAPLAN tests for Years 7 & 9 students in all Australian Secondary Schools are conducted each year. Year 7 and Year 9 average scores (2017 - 2022) for Mount Lawley SHS and like schools are displayed below.

GRAMMAR & PUNCTUATION – Year 7



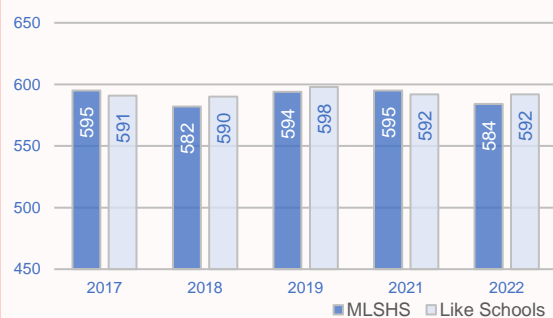
During the period 2017 – 2022, when compared to like school averages, Mount Lawley scores have been within +or- 12 NAPLAN scores. In 2022 Mount Lawley SHS was 9 NAPLAN scores lower than like schools.

GRAMMAR & PUNCTUATION – Year 9



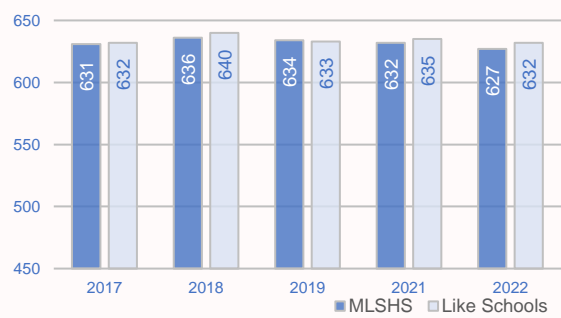
During the period 2017 - 2022, when compared to like school averages, Mount Lawley SHS G&P scores have been within +or- 8. In 2022 Mount Lawley SHS was 2 NAPLAN scores lower than like schools.

NUMERACY – Year 7



During the period 2017 – 2022, when compared to like school averages, Mount Lawley scores have been within +or- 8 NAPLAN scores. In 2022 Mount Lawley SHS was 8 NAPLAN scores lower than like schools.

NUMERACY – Year 9



During the period 2017 – 2022, when compared to like school averages, Mount Lawley scores have been within +or- 5. In 2021 Mount Lawley SHS was 5 NAPLAN scores lower than like schools.

GENERAL COMMENT

The Department of Education’s instrument for measuring school performance in NAPLAN tests has shown that across all NAPLAN tests in years 7 & 9, Mount Lawley SHS is achieving a level that is expected of schools within Band 1.



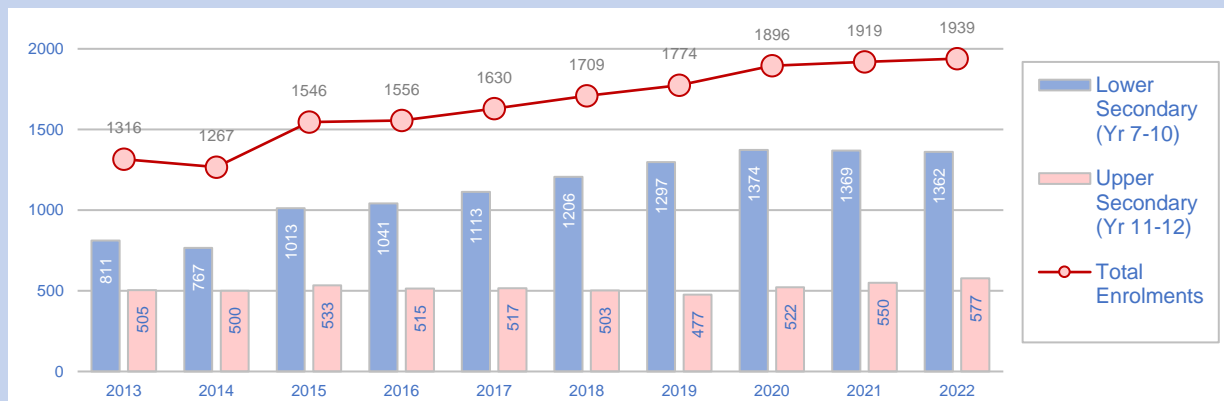
STUDENT ENROLMENTS BY YEAR LEVEL: 2022 (SEMESTER 2)

Year 7	Year 8	Year 9	Year 10	Year 11	Year 12	Total
328	329	323	382	303	274	1939

STUDENT ENROLMENTS: 2013 – 2022

	2013	2014	2015	2016	2017	2018	2019	2020	2021	2022
Lower Secondary	811	767	1013	1041	1113	1206	1297	1374	1369	1362
Upper Secondary	505	500	533	515	517	503	477	522	550	577
Total Enrolments	1316	1267	1546	1556	1603	1709	1774	1896	1919	1939

GRAPH SHOWING STUDENT ENROLMENTS: 2013 – 2022

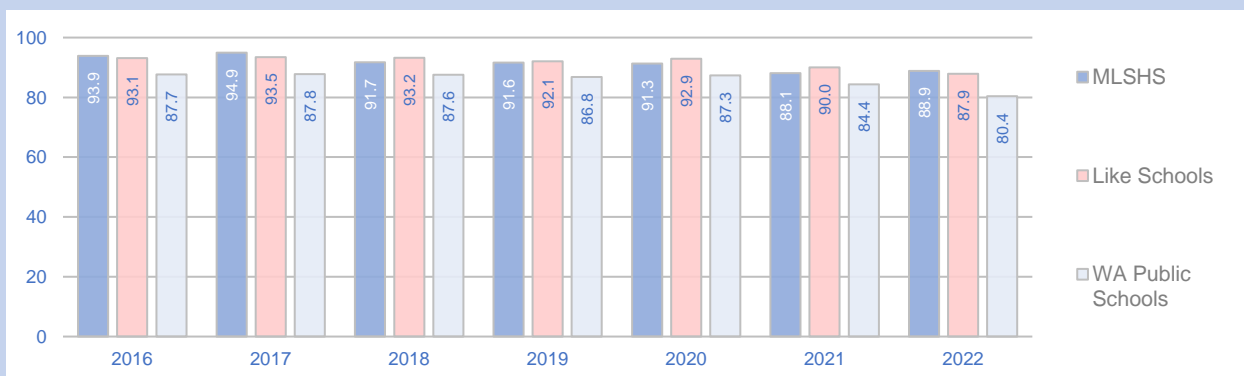


Total enrolments have increased steadily, from 1316 (2013) to 1919 (2022). This represents a 45.82% percent increase over that period of time. This increase has mainly been in the lower secondary area, which has continued to rise from 2015 when year seven students were first enrolled in secondary schools.

ATTENDANCE COMPARISONS: MOUNT LAWLEY SHS & LIKE SCHOOLS

YEAR	NON-ABORIGINAL ATTENDANCE (%)		ABORIGINAL ATTENDANCE (%)		TOTAL ATTENDANCE (%)	
	MLSHS	Like	MLSHS	Like	MLSHS	Like
2018	91.9	93.4	85.7	78.9	91.7	93.2
2019	91.7	92.2	85.8	76.1	91.6	92.1
2020	91.4	93.1	88.3	76.5	91.3	92.9
2021	88.3	90.2	78.0	73.7	88.1	90.0
2022	89.1	88.1	83.1	67.4	88.9	87.9

GRAPH SHOWING TOTAL ATTENDANCE COMPARISONS



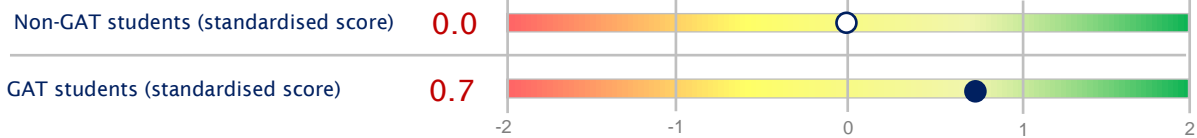
Public health issues relating to COVID continue to effect school attendance rates across the state in 2022. Mount Lawley SHS attendance for 2022 was 1% higher than "like" schools. Aboriginal student attendance at Mount Lawley SHS (83.1) remains significantly higher than at like schools (67.4) and WA public schools (55.2).



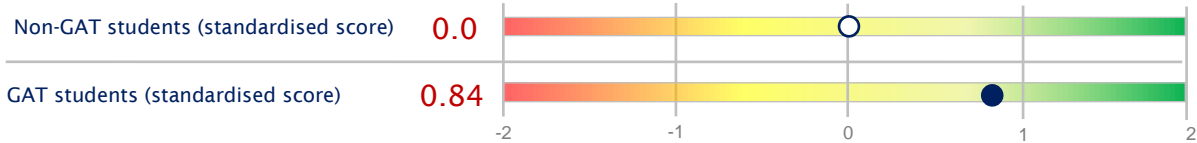
GIFTED & TALENTED (GAT) LANGUAGES

Mount Lawley SHS provides a Languages program for GAT students. Entry to this program is via the testing and placement process conducted by the Department of Education. In order to maintain the program, schools with GAT programs are required to report on the level of academic achievement by students within this group. To this end, ATAR scores are examined below for the Year 12 (2022) graduating cohort as well as the NAPLAN scores for these students when they were in Year 9 (2019) and Year 7 (2017).

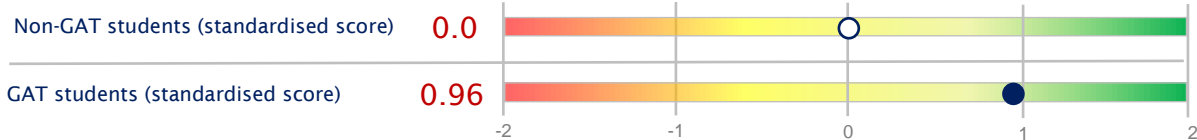
GAT STUDENTS - ATAR COMPARISONS - YEAR 12: 2022



GAT STUDENTS - NAPLAN COMPARISONS - YEAR 9: 2019



GAT STUDENTS - NAPLAN COMPARISONS - YEAR 7: 2017



GAT STUDENTS - COMPARISON SCORES: DISCUSSION

Non-GAT students are represented by the white dots, located at the “zero” point on the relevant “heatmap” images (above). GAT students, represented by the blue dots, are clearly higher than non-GAT students (close to, or exceeding 1 standard deviation higher) and, therefore, significantly different to non-GAT scores.



NATIONAL SCHOOL OPINION SURVEYS (NSOS): Parents, Students and Teachers 2022

All WA schools are required to administer parent, student & staff Opinion Surveys every two years. The combined results of the Mount Lawley SHS surveys, conducted in 2022 for Students, Parents, & Staff are shown below.

Survey Statement	Combined Average	0	1	2	3	4	5
Teachers expect students to do their best.	4.3						●
Teachers provide students with useful feedback about their work.	3.6					●	
Teachers treat students fairly.	3.5					●	
The school is well maintained.	3.3				●		
Students feel safe at school.	3.5					●	
Parents and students can talk to teachers about their concerns.	3.4					●	
Student behaviour is well managed.	2.8				●		
Students like being at Mount Lawley SHS.	3.3					●	
Mount Lawley SHS looks for ways to improve.	3.4					●	
Staff, student and parent concerns are taken seriously.	2.8				●		
Teachers motivate students to learn.	3.5					●	
Student learning needs are being met.	3.7					●	
Mount Lawley SHS teachers are good teachers.	3.9					●	
Teachers care about students.	3.6					●	

NATIONAL SCHOOLS’ OPINION SURVEYS – COMPARISON SCORES: DISCUSSION

The National School Opinion Surveys are an important source of information, assisting the school in self-reflection and improvement planning. The results are presented to, and discussed with, the school’s Executive Team and the School Board as a part of this process.

The lowest scoring item (student behaviour – 2.8) is subject to ongoing and formal program/resourcing reviews in order to meet the increasingly complex needs of our students. In 2022 this included: Ongoing, regular SAER meetings, increased school psychologist time, engagement program, by referral, for disengaged students, North Metropolitan Education Region funding of engagement program for “At Risk”, Year 10 students. This focus will continue in 2023

VOCATIONAL EDUCATION AND TRAINING (VET)

Our Vocational Education and Training program (VET) enhances the students' learning by offering an industry recognised qualification and increasing their employability skills. Students commence their qualifications in Year 11 and generally complete them in Year 12.


All our VET teachers hold the Certificate IV in Training and Assessment and have maintained their industry currency. A large number also hold the qualification that they are delivering to the students. The students in our Career Link Program attend school three days per week and on the other two days attend an external training program and work experience. The programs are delivered by a variety of RTO's including North Metropolitan and South Metropolitan TAFE's and private RTO's. The courses that these students attend are generally not available at school and include Pre-apprenticeship and School Based Traineeship programs. Students who complete their VET programs can use their qualification to gain part-time and, in some cases, full-time employment as well as enrol in higher level qualifications at TAFE. The higher-level qualifications can lead to employment and can also be used as a pathway to university

Authority Developed Workplace Learning: A student is enrolled in an ADWPL class if they are engaged in Work Experience in Year 11 & 12. For every 55 hours of verified ADWPL work placement that a student completes, along with the addition of a "Skills Journal", that student is awarded an endorsed unit equivalent to a C grade.

VET: YEAR 11 & 12 - ACHIEVED / IN PROGRESS QUALIFICATIONS: 2022

Year 11 Courses	Cert level	VET Students	Quals Achieved
Applied Language	II	12	In progress
Plumbing	II	2	2
Workplace Skills	II	18	15
Early Childhood and Care	III	1	In progress
Early Childhood and Care	III	2	In progress
Creative Industries	II	18	In progress
Visual Arts	II	14	In progress
Music	III	3	In progress
Engineering Pathways	II	20	In progress
Fashion Design & Technology	II	2	In progress
Government	II	1	In progress
Sport Coaching	II	40	In progress
Hospitality	II	31	In progress
Electrotechnology (career start)	II	2	In progress

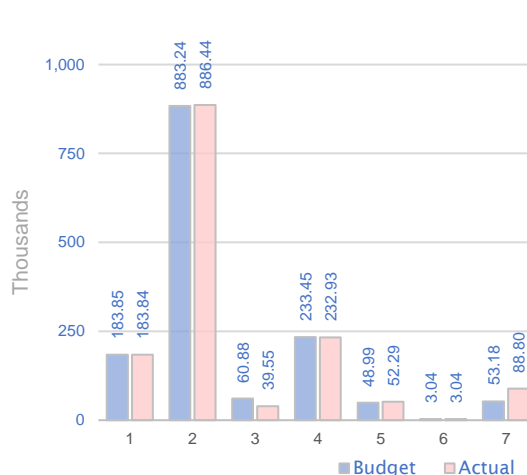
Year 12 Courses	Cert level	VET Students	Quals Achieved
Applied Language	II	11	7
Preparation for Health & Nutrition	IV	1	0
Business	III	23	23
Education Support	IV	1	1
Creative Industries	II	8	7
Visual Arts	II	11	4
Music Industry	III	6	0
Music	III	5	3
Music	IV	1	1
Population Health	III	1	1
Engineering Pathways	II	20	11
Fashion Design & Technology	II	1	1
Make-Up	III	1	1
Sport Coaching	II	45	44
Hospitality	II	40	38
Electrotechnology (Career Start)	II	1	0



REVENUE: PROJECTED & ACTUAL CASH as of 31 DECEMBER 2022

SOURCES OF REVENUE	BUDGET (\$)	ACTUAL (\$)
1 Voluntary Contributions	183,845.00	183,844.96
2 Charges & Fees	883,236.19	886,443.35
3 Facilities Hire	60,883.00	39,546.86
4 Fundraising/Donations	233,446.93	232,934.84
5 State Govt/Local Govt	48,990.00	52,290.23
6 DoE/Reg Office/Schools	3,040.73	3,040.73
7 Other Revenues	53,183.91	88,804.92
<b>Total Locally Raised Funds</b>	<b>1,833,552.18</b>	<b>1,856,065.31</b>
Opening Balance	933,714.00	933,713.56
Student Centred Funding	787,624.00	810,281.36
<b>* Total Funds Available</b>	<b>3,554,890.18</b>	<b>3,600,060.23</b>

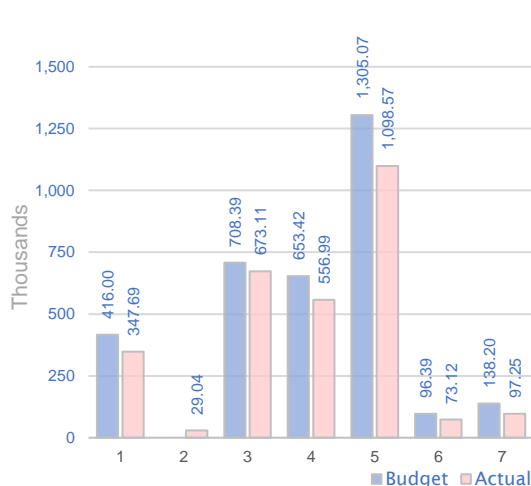
GRAPH SHOWING PROJECTED & ACTUAL REVENUE



EXPENDITURE: PROJECTED & ACTUAL CASH as of 31 DECEMBER 2022

AREAS of EXPENDITURE	BUDGET (\$)	ACTUAL (\$)
1 Administration	416,000.00	347,686.72
2 Lease Payments		29,038.33
3 Utilities/Maintenance	708,387.88	673,110.31
4 Buildings/Equipment	653,424.81	556,992.53
5 Curric/Student Services	1,305,073.57	1,098,568.74
6 Professional Development	96,386.36	73,116.36
7 Other Expenditure	138,203.85	97,248.00
<b>◇ Total Goods &amp; Services Expenditure</b>		<b>2,875,760.99</b>

GRAPH SHOWING PROJECTED & ACTUAL EXPENDITURE



CASH VARIANCE SUMMARY

	ACTUAL (\$)
* Total Funds Available	3,600,060.23
◇ Total Goods & Services Expenditure	2,875,760.99

CASH BUDGET VARIANCE

237,413.71

SCHOOL STAFFING COMPLEMENT

APPOINTED STAFF	No.	FTE	ATSI
<b>Administration Staff</b>	<b>19</b>	<b>18.6</b>	<b>0</b>
Principals	1	1.0	0
Associate Principals	4	4.0	0
Program Coordinators	14	13.6	0
<b>Teaching Staff</b>	<b>124</b>	<b>112.5</b>	<b>0</b>
Level 3 Teachers	5	4.3	0
Other Teaching Staff	119	108.2	0
<b>Allied Professionals</b>	<b>57</b>	<b>41.4</b>	<b>3</b>
Clerical/Administrative	26	19.6	2
Gardening/Maintenance	3	2.4	0
Instructional	1	0.4	1
Other Allied Professionals	27	19.0	0
<b>Total Staff</b>	<b>200</b>	<b>172.5</b>	<b>3</b>

Teaching Staff Qualifications

\* All teaching staff have a current "Working with Children" clearance.

\* All teaching staff are registered with the Teacher Registration Board of Western Australia.



## ENGLISH HIGHLIGHTS

## FORUMS AND WORKSHOPS

- \* Before and after school help classes
- \* Extension classes for top 15% of Year 12 ATAR English students
- \* Creative Writing Club
- \* Book club and Homework club
- \* Mentoring Program for EALD students

## EXCURSIONS AND INCURSIONS

- \* Fremantle Literature Centre- Picture Book incursion (GAT/AE)
- \* Curtin University English and Literature Conference – Staff (resources and video lectures)
- \* Write a Book in a Day (GAT/AE)
- \* Create an Advertisement, Western Australian Newspaper
- \* Comic Arts Festival Teen Anthology
- \* Scribbler's Festival - Golden Pen (GAT/AE)
- \* Rotary 4 Way Speaking Competition
- \* Debating (WADL) – Cancelled – online format for COVID – Host School 2023



## COMPETITIONS – SUCCESSFUL STUDENTS

- \* Rotary 4 Way Speaking Competition – Shirin Kwang Mount Lawley Rotary Club Final Winner
- \* 2022 Design an Ad winners – Charlie Czaplinska, Aja Kondo-Morcom, Milly Osborn, Amethyst Kong, Meher Lobana, Lucy Matthew, Adam Abdul Rahman, Amelia Taylor, Eva Hughes, Rekebah Castelijn (Year 8)

- \* Comic Arts Festival Teen Anthology Winners - Safia Slawinski, Teodor Stojanovic, Nazario Whyte (Year 8)

## ATAR AWARDS

- \* Subject Certificate of Excellence Winner – Asal Agha Amiri ATAR English



## LANGUAGES HIGHLIGHTS

- \* Korean – Teacher for a Day, K-pop dance and made and sampled Korean cuisine.

- \* Japanese – students made onigiri; Japanese rice balls, sampled various noodles in Japanese, made and sampled kaki-gori (shaved ice desserts) and hosted Japanese exchange students.

- \* French – French Film Festival excursion, restaurant outing, pen pals with a French school, French singing workshop with Bastian Picot, French cooking and French Language Assistant.

- \* Chinese – moon cake making, played Chinese hacky sack called Jianzi, tried on Chinese traditional dress; Hanfu, sampled Chinese cuisine and Chinese Language Assistant.



- \* Italian – Italian Film Festival excursion, pen pals with an Italian school, Italian migration guest speakers, bocce, Italian Republic Day celebration and Italian Language Assistant.

- \* GAT Club 1 (Italian and Chinese) – competitive bocce, gelato sampling, Italian/Chinese linguistic and cultural quiz and ping pong.

- \* GAT Club 2 (Italian and Chinese) – Italian baking – Ricciarelli biscuits with Italian cook, Chinese chess, Italian scopa card game and Italian/Chinese food sampling.

- \* GAT Club 3 (Italian and Chinese) – Chinese dance and martial arts presentation and soccer workshop with ex-professional soccer player and alumni Gary Marocchi (soccer being Italy's national sport).

- \* GAT Club 4 (Italian and Chinese) – Chinese restaurant where students communicated with staff in Chinese and experienced authentic Chinese culture and cuisine.

- \* GAT Induction Day (Year 6 GAT students) – made fresh pasta with Italian chef and Chinese mooncakes.

- \* GAT competition – Year 9 and 10 students participated in the Australian Computational and Linguistics Olympiad (OzCLO). Students work collaboratively to unlock patterns in real languages.

- \* GAT – UWA Confucius Institute Short Film Competition – Year 10 students Gabriel Houbart and Hana Sakane-McClelland won best drama and Shirin Kwang won the director's award.

SCIENCE HIGHLIGHTS

- \* Students participated in annual competitions, including the Brain Bee Challenge and the International Chemistry Quiz. There were numerous students who achieved distinctions and high distinctions.
- \* Year 7 and 8 students worked with the UWA Einstein First program in term 4
- \* Biology students visited the Hills Discovery Centre and Perth Zoo,
- \* Human Biology students visited the Harry Perkins Centre.
- \* Year 8 GAT and AE students participated in the Solar Car Challenge.
- \* Year 10 AE and Advanced students participated in the Science and Engineering Challenge.
- \* Science week saw a number of activities across the school, including a tower building competition.
- \* Science staff delivered regular tutorial classes to students out of class, including assisting with mentoring in the school Homework Club
- \* Students participated in outside tutoring with Mastermind Australia, utilising experienced WACE markers and teachers after school. This value-added to the students' achievement in the external examinations.



TECHNOLOGIES HIGHLIGHTS

- \* All Year 9 and 10 Computing classes were in classrooms in the STEM building.
- \* Subject Selection Talks presented to Year 10s in the lead up to their selections for Year 11 courses.
- \* The Technologies Learning Area experienced a continued positive increase in the number of students in D&T, Computing and Home Economics.
- \* The Spike Prime Lego Robotic Kits continue to be well received by the Year 7 and 8 classes and their course structures and resources were centrally rationalised by experienced specialist teachers.



HEALTH & PHYSICAL EDUCATION HIGHLIGHTS

- \* Champions B Division Interschool Athletics Carnival – promotion to A division for 2023
- \* Interschool Athletics training day and morning sessions well attended.
- \* A division for 2023 Interschool Swimming
- \* Yr 7 AFL North Metro Runner Ups
- \* Two Netball teams through to the finals, Year 9/10 girls made it to the knockout finals stage.
- \* Junior Girls Basketball State Runners Up
- \* Volleyball, two senior teams made it through to the finals.
- \* Strong numbers in HPE subjects for Year 11 ATAR & General.
- \* Cross country state champion - Girls
- \* Triathlon state champion – Girls
- \* 4 Individual SSWA B Division Athletics champions
- \* Girls' AFL teams with healthy numbers of participants
- \* Used staff feedback to make Health assessments more streamlined and to reduce total number of assessments.
- \* Assisted SCSA with the ATPES Practical Examination Pilot Program.
- \* Flexibility of Outdoor Ed day trips when overnight camps were cancelled due to COVID. Continued to present students with valuable and memorable experiences.
- \* Continued successful integration of Year 11 and 12 certificate II Sport Coaching students into officiating roles for Primary School Network carnivals and MLSHS carnivals.
- \* Developed new partnership with Inglewood Bowls club. Embedding into Year 11 GEPES program.
- \* Evaluated and re-programmed GTPES to reflect SCSA trend with less assessment tasks and to deliver in sequential units to aid in EST content delivery.
- \* OneNote and Teams implemented across the department to aid in curriculum delivery and remote learning.
- \* Staff worked collaboratively on developing new, flexible PE program in anticipation of new building program at the school, impacting on facility availability.



HUMANITIES & SOCIAL SCIENCES HIGHLIGHTS

- \* Year 9 students Poppy Fletcher and Ruby Lynch progressed to the state finals of the Premier's Anzac Student Tour competition. Poppy Fletcher was selected to be a tour ambassador on the 2023 trip to Sydney and Auckland. MLSHS's very successful participation in this competition continues to be a highlight.
- \* Year 10 students' Mock Trial participation was successful, with three teams in this year's competition, acquitting themselves well without winning any honours. The program is popular and well run.
- \* Year 10 elective in Indigenous Studies was successfully run for the first time with Josh Carnovale developing an engaging and complex program, which the inaugural class of students enjoyed.



## THE ARTS HIGHLIGHTS

Music Highlights:

\* Dr Ashley Smith (Head of Winds, University of WA) and world-renowned specialist in the field of clarinet and woodwind performance visited MLSHS (Mus 3) to conduct a clarinet/saxophone masterclass with ATAR and senior school clarinet students.

\* Music students participated in the free Ace your WACE workshop for Year 11 and 12 students at WAAPA (ECU).

\* All Big Band players (trumpets, trombones, saxes, piano, bass, drums, guitar and vocals) were involved in Swing City workshop at IMMS with Jacki Cooper, John Morrison and Swing City.

\* Imogen Stokes (Year 9 SVAPA student) was a Finalist in the Fairbridge Festival Quest Youth Song Writing Competition.

\* The annual Ex-POW Memorial Service was attended by 80 students in the school choir and concert band.

\* A Quiz/Movie Night was held and supported by the Parent Support Group for Music.

\* Special guest Dr Nicholas Enrico Williams (Associate Professor and Conductor at the Melbourne Conservatorium of Music) conducted a 90-minute rehearsal session.

\* MLSHS Senior Jazz Combo and an Oboe Soloist (Gareth Chavand) performed at the WASSWA 2022 conference in the Grand Ballroom.

•During term 3, Music concerts were held each week in the Trike Theatre. These concerts allowed opportunity for ensemble performers to prepare prior to their Term 3 festival performance schedule. This included: Concert Band 1, Concert Band 2, Flute, Choir, Jazz Big Bands, Classical Guitar, Concert Band 3, Contemporary Concert, String Orchestra (Senior and Junior), Concert Band 4 (with guests).

\* Concert Band 2 (involving mostly Year 9 students) performed at the ABODA Senior concert Band at Churchlands Senior High School and achieved outstanding feedback.

\* Concert Band 1 students performed at the ABODA Senior concert Band Festival at Churchlands Senior High School and received an award of excellence.

\* Big Band 1, Big Band 2, Junior Chamber Jazz and Senior Chamber Jazz performed at the Western Australian Academy of Performing Arts Centre (WAPPA). All ensembles received outstanding feedback; one group and two individuals received citations for their outstanding performances, giving them workshops with Dr Jamie Oehlers.

\* The WA Classical Guitar Ensemble Festival was held at the Carine SHS Performing Arts Centre and included Classical guitar ensemble 1 and Classical guitar ensemble 2. Both ensembles achieved excellence in their division.

\* Six MLSHS music bands were involved in the WA Contemporary Music Ensemble Festival at Canning Vale College. All ensembles achieved excellence.

\* The MLSHS choir performed at the WA Chorale festival, receiving outstanding feedback.

\* Year 7 Concert Band (Concert Band 4) performed on stage at Churchlands SHS on Friday 9 September winning Excellence in their division.

\* Two MLSHS music students received adjudicator awards for their festival performances: Louis Rebeiro (Most outstanding pianist) and Isabelle Cranley Dixon (Most outstanding Tenor Saxophonist). Junior Jazz Combo (Mithuru Perera, Francis Cvitan, Oscar Cvitan, Conrad Cvitan) also achieved Most outstanding combo.

\* The Junior Jazz Combo (Francis Cvitan, Oscar Cvitan, Conrad Cvitan, Xavier Major and Mithuru Perera) participated in a music performance to an audience of Year 8 SVAPA students. At the same time MLSHS saxophone students watched the workshop with Issy Cranley Dixon and Dr Oehlers.

\* Lunchtime music performances in Term 4 featured the Year 11 Jazz Combo during Senior School Lunch 1.

\* Six singers (Rebekah Castelijn, Bronte McLennan, Anneka McLennan, Maisie Kops, Siena Dixon and Freda Rourke) showcased their talent at the WA Solo Vocal Festival.

\* A workshop was held with 13 Year 7 music students to provide opportunity for the Junior String Ensemble to perform and showcase their talent and provide opportunity for MLSHS music students to work as mentors.





## THE ARTS HIGHLIGHTS

Drama Highlights:

- \* Excursion for Year 12 Drama ATAR, Year 12 Drama General, and the Year 12 Certificate II Creative Industries students to see the performance, "It's Dark Outside", at Studio Underground, State Theatre Centre of WA.
- \* WAMED Festival Partnership established for the second year to support industry network and connections for the Creative Industry certificate students. Students in Year 11 and Year 12 participated in front of house (ushering, door list, ticket sales) and stagehand (placing/removing props, assisting backstage) duties over two nights. Four students also had the opportunity to shadow the lighting and audio technicians from PAV over the two nights of performances.
- \* The Year 12 Cert II in Creative Industries class, and twelve Year 11s from the Cert II in Creative Industries class completed their White Card training to fulfil the requirements of their qualification.
- \* A Midsummer Night's Dream tech bump-in was held with guest lighting designer and technician Rowan Van Blomestein.
- \* Year 11 Drama classes (ATAR and General studies students) viewed a performance of 'Barracking for the Umpire' by Andrea Gibbs, presented by Black Swan Theatre Company at the Subiaco Arts Centre.
- \* Year 11 Drama students participated in a 2-hour workshop with Rodenburg coach, Kathy La Brooy to prepare ATAR students for Drama practical and written exam, and general studies students for their performance assessments.

Media Arts Highlights:

- \* The Media Screening Night was held with student, parents, friends, cast and crew getting together in the "Media Room" to view the Year 12 final film productions.
- \* Will Moldrich successful selection into the 2023 Media Perspectives scheduled at the telethon Community Cinemas Burswood.
- \* Will Moldrich achieved an external mark of 100% for his Media production submission.

Visual Arts Highlights:

- \* Visual Arts students were selected from a competitive state-wide selection process into the Young Originals Exhibition. The selected artists from Mount Lawley Senior High School were Rowen Gage (Yr 9) Georgian Oil Paint, acrylic on paper and her Crushed Can, graphite on paper, and Alannah Wong (Yr 9) Energy Drink, graphite on paper.
- \* The Meta exhibition organised by North Metropolitan College of TAFE showcases the innovative and exciting creative works completed by year 11 and 12 students enrolled in visual art and design courses. With 128 entries from over 38 schools, two Mount Lawley Senior High School students were successfully selected to display their work in this year's event held at Gallery Central. The selected artists from Mount Lawley Senior High School were Will Moldrich, Chicken Dumpsters, styrene, epoxy clay; Olivia Crockford, Turmoil, acrylic paint, and Perspex.
- \* Will Moldrich was selected into Pulse at Art Gallery of WA.
- \* Will Moldrich received 100% for his external SCSA Visual Arts production submission mark.
- \* Will Moldrich received the Exhibition Award for Visual Arts.

SVAPA Highlights:

- \* Year 8 SVAPA students were involved in an excursion to see Patch's Lighthouse at the Octagon Theatre.
- \* Year 7 SVAPA students attended an excursion to see The Smallest Stage.
- \* Year 9 SVAPA students were involved in an excursion to see The Ninth Wave.
- \* Year 9 SVAPA excursion to Perth Cultural Centre. This included visits to PICA, the Art Gallery of WA and the Van Gogh Alive exhibition in the Supreme Court Gardens.
- \* Year 7-9 Saturday Masterclass was held in Term 3.
- \* A three-day Year 7-8 SVAPA Camp to Point Walter exploring Drama, Media, Music and Visual Art.



MATHS HIGHLIGHTS

Australian Mathematics Competition  
High Distinction Certificates

Year 9: Michael Wang (also 'Best in School'), Katherine Le  
Year 10: Noah Cockburn, Angus Ellery

Australasian Problem-Solving  
Mathematical Olympiad

Year 7: Angelia Home (Highest Individual Score)  
Year 8: Zara Memon (Highest Individual Score and Top 25% Achiever), Amethyst Kong (Highest Individual Score and Top 25% Achiever), Caitlyn Gray (Highest Individual Score and Top 25% Achiever)

Have Sum Fun Mathematics Competition

- \* Two teams participated in this competition for the first time.
- \* A team of six students from the Year 7/8 GAT AE classes went to Trinity College to represent the Central Metro division.
- \* Another team of six students from the Year 9/10 AE classes went to Bob Hawke (Central Metro division).



STUDENT SERVICES HIGHLIGHTS

Several activities and events, especially those in term 1, were cancelled due to the high case numbers of Covid, however events later in the year such as Ex-POW service, School Ball (delayed to later in the year), Year 12 Awards Night, and assemblies did proceed successfully.

The Student Services Team continued to provide professional and effective service to the students who were in need. There was continued collaboration with outside agencies such as YMCA and Youth Focus, who provided counsellors to the school on a regular basis. The involvement of volunteer mentor from EdConnect continued within the school. Agencies such as Youth Focus and Headspace provided sessions to Year 9 and 10 students on caring for themselves, both mentally and physically.



STUDENT SERVICES HIGHLIGHTS

Programs provided by outside agencies such as Visionworks for Year 9, 10 and 11 students operated for terms 1, 2 and 3 and provided direction for students who were lacking this and “Elevate” provided study skills sessions for Years 7 – 10, and they were rated very highly by students.

Normal Student Services activities continued throughout most of the year. These included Year 10 Leadership Camp, Speed Mentoring, Year 12 Prefect Quiz Night, High Achiever/Celebration breakfasts, promoting healthy and active activities, running assemblies, etc.



DESTINATIONS

Destination intentions of the graduating cohort are surveyed by the Department of Education, late in the school year. The survey is repeated during Term 1 following the secondary school graduation year in order to, more accurately, identify their post-school destinations. The Term 1 survey data for the 2021 graduating cohort is shown below.

Destinations	School (%)	State (%)
1. Return to school	0.3	0.1
2. University	53.0	35.6
3. Uni offer – no placement	18.9	6.8
4. TAFE	7.3	11.7
5. Apprenticeship	2.4	3.5
6. Traineeship	1.2	1.8
7. Other Training	3.0	1.1
8. Employment – full time	0	7.8
9. Employment – part time	3.7	14.2
10. Employment	0	0
11. Employment assistance	2.4	4.2
12. Other	0.6	1.8
13. Deferred Study/Training	7.3	11.4

