

MOUNT LAWLEY SENIOR HIGH SCHOOL

An Independent Public School

2019 Annual School Report



Maximising the enjoyment of learning and achievement for all students within a compassionate and democratic school culture and encouraging them to be responsible, creative and engaged lifelong learners.

2019 ANNUAL REPORT CONTENTS

Our School and Community	Page 2
Business Plan Targets (2018 – 2019)	Page 3
Year 12 Performance	Page 4
Highlights – Notable Achievements	Page 5
Year 7 NAPLAN Performance	Page 6
Year 9 NAPLAN Performance	Page 7
Student Enrolments/Attendance	Page 8
Gifted and Talented Performance	Page 9
National School Opinion Surveys	Page 10
Vocational Education and Training – Year 12	Page 11
Value Adding by Learning Area	Pages 12-17
Financial Summary	Page 18
Student Awards	Page 19-23



2019 • Mount Lawley Senior High School
Year 12 Prefects

Front Row: Isabella Prefumo, Jasmine Hensley, Lucy Sutherland, Grace Barker, Lily McDonald, Sophia Prefumo, James Tran

Back Row: Danny Do, Ethan Buckley, Ronan McEwan, Daniel Hall, Tyrell Blackwood



Principal: Ms Lesley Street **Teacher:** Mr Jordan Newton



DEDICATED TO LEARNING: The Outcomes We Seek

Mount Lawley Senior High School aims to maximise the enjoyment of learning and achievement for all students within a compassionate and democratic school culture, encouraging them to be responsible, creative and engaged lifelong learners. The school community encourages the development of the Guiding Principles of the Western Australian Curriculum & Assessment Outline.

OUR VISION: Inspire to Aspire

Our vision articulates the broad outcomes sought for students. These are directed towards participation in society in a responsible fashion, demonstrating respect and displaying a sense of pride. In terms of learning outcomes for students, the requirements of the syllabus statements of the 8 learning areas define what is delivered during classroom instruction.

THE CURRICULUM

Years 7-10: students complete a study program centred on the eight learning areas of the Western Australian Curriculum & Assessment Framework. All are compulsory. In English, Mathematics, Science and HASS, the Australian Curriculum is implemented. In Years 11/12 students can select from a wide range of WACE courses. They may also choose to complete Workplace Learning and Certificates from the training curriculum. Parents have high expectations for their children and support the university, TAFE, traineeship and employment pathways that are available.

OUR COMMUNITY

Mount Lawley is a residential suburb located 5km north of the Perth CBD. It lies mostly within the City of Stirling with the southern component in the City of Vincent. It is situated adjacent to the Edith Cowan University.

Mount Lawley Senior High School provides a comprehensive educational program for the suburb and surrounding areas including Inglewood, Mount Hawthorn, North Perth, East Perth, Yokine, Dianella, Maylands and Leederville. As one of two Gifted & Talented Language schools in the state, along with the Jazz Music and Special Visual and Performing Arts programs, it attracts students from many suburbs to take advantage of the school's sound academic reputation.

SCHOOL BOARD

Chair of Board

- * Mr Cameron Brook

Principal and Secretary

- * Ms Lesley Street

Board Members












- * Mr Ron Banks
- * Mr Michael Camilleri
- * Dr Jenny Fay
- * Ms Jane Forward
- * Mr Sebastian Hensley
- * Ms Nicole Jolly
- * Miss Emily Mazalevskis
- * Mr Ross Oakes
- * Mr Randal Wells
- * Professor Stephen Winn (ECU)



BUSINESS PLAN TARGETS 2018 - 2020

The School Business Plan is underpinned by the Department of Education's Strategic Plan, the annual "Focus" documents and the Director General's Strategic Plan for WA Public Schools. The School Business Plan prioritises the work of the school over the period of the plan. Four priority areas highlight the work of the school and outline specific targets for achievement over the three years of the plan. The Academic Achievement Targets are outlined below.

ACADEMIC ACHIEVEMENT

TARGETS	2018	2019	2020	ACHIEVEMENT
Match or better like school results in at least 10 subjects.				11 subjects equal to, or higher than, like schools.
Top 50 ranking in at least 2 league table measures over the triennium.				WACE position = 59 ATAR position = 32
Achieve a median ATAR of 81.				Median ATAR = 82.95
Achieve top ranking for VET students.				SCSA discontinued the VET league table in Dec, 2018.
50% of GAT students achieve an ATAR of 90 or better.				36.84% achieved an ATAR of 90 or better.
Yr 7 and Yr 9 NAPLAN mean scores are 3% or more above National mean scores.				Year 7 = 5.97% higher. Year 9 = 6.79% higher.
96% of students achieve numeracy and literacy standard.				98.6% achieved OLNA.
5% of competing students attain HD or Distinction in school competitions.				18.23% = HD or D.
80% of students in Year 12 ATAR courses attend organised revision programs.				84.78% attended.
Track students in special programs and other subgroups through to Year 12.				This process is continuing.
Improve student results in FTD and AEP.				This process is continuing.
Establish a methodology for the tracking of results in Specialist Programs.				This process is continuing.
Survey use of students implementing Learning Goals, Success Criteria and the 5 Dispositions of the Visible Learning Program.				2016 to 2019 has improved from "small pockets of practice" to a level close to "common and systematic across the school".
Survey levels of student satisfaction in FTD and AEP programs.				An average of 3.75 on a four-point scale.

KEY



Partially Achieved



Achieved



Discontinued

OBSERVATIONS

In 2019, nine of the 13 Academic Achievement Targets were achieved (or exceeded). This is an improvement on 2018 where four targets were achieved. For three of the targets, the process of developing a sustainable methodology is ongoing. Much was completed in this area in 2019 and this work will continue into 2020. The school continues its efforts to maximise the learning of all students.

YEAR 12 PERFORMANCE

The table below summarises the school's performance and, where possible, is compared to like schools and state public school state results.
For some measures the like school and/or state outcomes are not provided or could not be calculated.

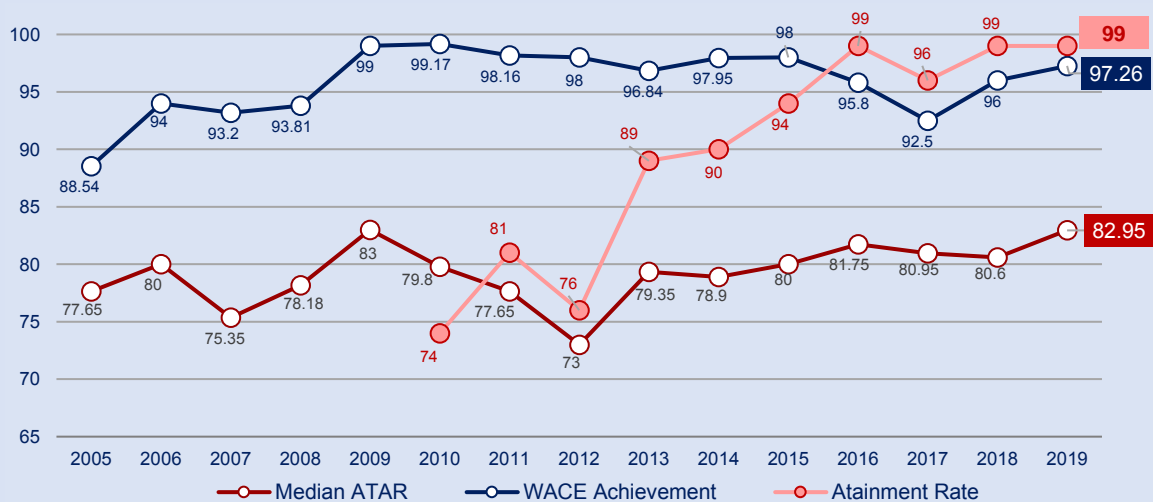
WESTERN AUSTRALIAN CERTIFICATE OF EDUCATION (WACE)	2018	2019	2020
School (% achieving WACE)	96%	97%	
Like Schools (%)	97%	96%	
Public Schools (%)	89%	89%	

ATTAINMENT RATE (ATAR >=55 AND/OR Cert 11 or higher)	2018	2019	2020
School (% attainment)	99%	99%	
Like Schools (%)	98%	98%	
Public Schools (%)	96%	96%	

SCHOOL CURRICULUM AND STANDARDS AUTHORITY (SCSA)	2018	2019	2020
School (Median ATAR)	80.6	82.95	
Expected Performance	-0.2	0.2	
WA Schools' Ranking	59/148	32/142	
School WACE students in the top third of the state	28%	35%	
State WACE students in the top third of the state	33.3%	33.3%	

UNIVERSITY APPLICATIONS	2018	2019	2020
Number of students with an ATAR who applied	149	128	
Number of students offered their first preference	97 (65%)	85 (65%)	
Number of students offered any of their preferences	141 (95%)	118 (92%)	
Median ATAR of Applicants	80.95	83.10	

Graph showing Median ATAR, WACE Achievement and Attainment Rate: 2005 - 2019



DISCUSSION

- * The median ATAR (82.95) was the second highest achieved within the data collection period. 82.95
- * The WACE achievement (97.26) was the highest since 2014 (97.95). 97.26
- * The Attainment Rate was equal to the highest within the data collection period. 99

HIGHLIGHTS There were many notable achievements throughout 2019...

- Top 15% subject achievement: Italian as a Second Language, Geography, EALD.
- 38 Students achieved an ATAR of 90 or higher and will join the “Nineties Club”.
- 4 students achieved an ATAR of 99 or higher (within the top 1% of the state).

Three Dux Award Winners and one Certificate of Excellence.



Hari Prasanna
ATAR Dux



Paul McGirr
VET Dux



Daniel Duong
General Studies Dux



Cameron Wagnell
Cert. of Excellence

Ten Certificates of Distinction.



Grace Barker



Michael Hatzon



Jasmine Hensley



Teo Karakaya



Aaron Lee



Charlotte Offer



Hari Prasanna



Jayden Randell



Cameron Wagnell



Kosara Yovcheva

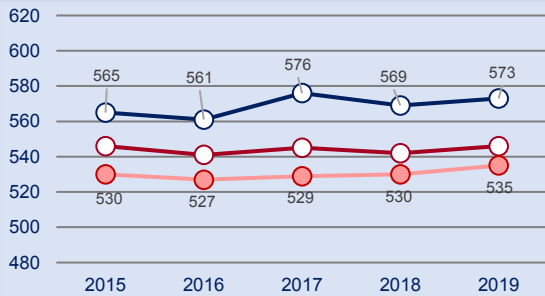
Thirty-seven Certificates of Merit.

Zolboo Armabileg, Emma Bandoski, Ethan Betts-Ingram, Grace Chua, Olivia Cockcroft, Zohra Davis, Joaquim De Sousa, Manushi Deegala, Lara Djurdjevic, Danny Do, William Evans, Ciara Fegredo, Harriet Flinn, Noah Foster, Lucas Glendinning, Lachlan Gordon, Eden Gostelow, Ben Hornung, Aimen Imran, Cloe Jeanjean, Tenielle Jeffree, Izzy Kitching, Zhaoqi Ma, Ronan McEwan, Connor Nicholaidis, Eli Oh Yang, Isabella Prefumo, Sophia Prefumo, Jasmine Prince, Yuhan Song, Caitlin Stuart, Alice Sun, Krissie Taylor, Nick Tolhurst, Lilly Vervest, Vihanga Wijerathna, Sarina Zare.

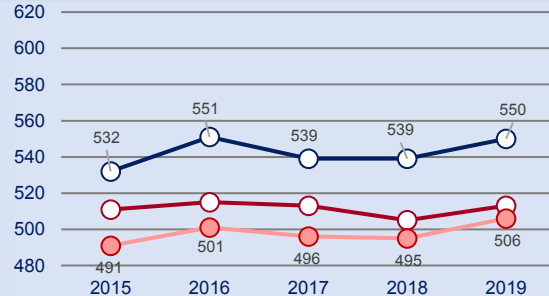
YEAR 7 NAPLAN MEAN SCORES – Mount Lawley SHS, National, WA Public Schools

The National Assessment Program: Literacy and Numeracy (NAPLAN) tests are conducted in Secondary Schools in Years 7 and 9. Year 7 National, State and MLSHS scores for 2015 - 2019 are displayed below.

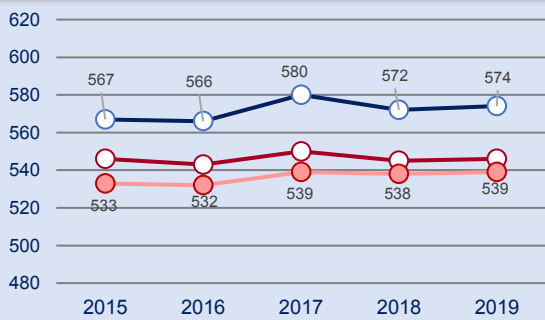
Year 7 Reading



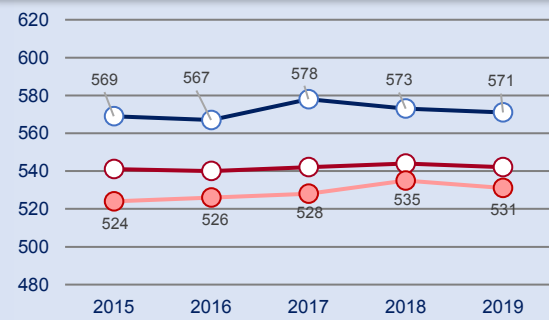
Year 7 Writing



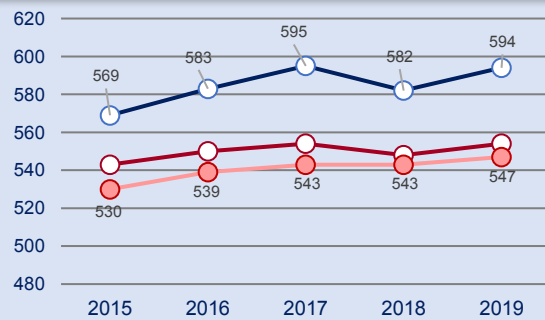
Year 7 Spelling



Year 7 Grammar & Punctuation



Year 7 Numeracy



Legend

- Mount Lawley Mean Scores
- National Mean Scores
- WA Public School Mean Scores

Observations

The Year 7 Mount Lawley SHS mean scores exceeded National and State mean scores in each of the NAPLAN domains, in each of the five years (2015 - 2019).

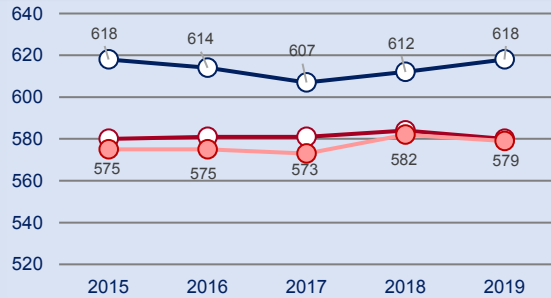
The Year 7 NAPLAN target as outlined in the school's 2015-2017 Business Plan was set by the School Board for the mean scores to be 3% or more above national mean scores. It was achieved in 2018 & 2019 and for each year of the 2015-2017 Business Plan. This target was retained in the 2018-2020 business plan.



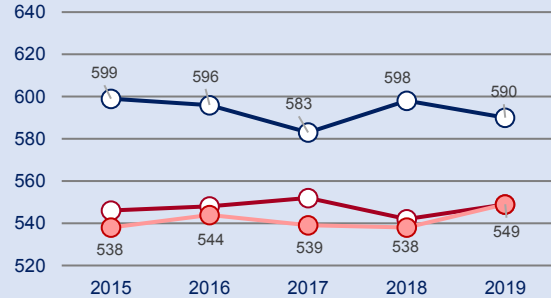
YEAR 9 NAPLAN MEAN SCORES – Mount Lawley SHS, National, WA Public Schools

The National Assessment Program: Literacy and Numeracy (NAPLAN) tests are conducted in Secondary Schools in Years 7 and 9. Year 9 National, State and MLSHS scores for 2015 – 2019 are displayed below.

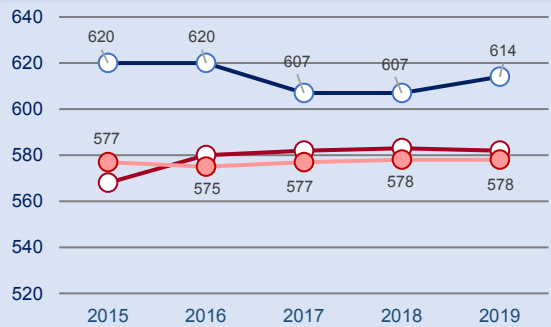
Year 9 Reading



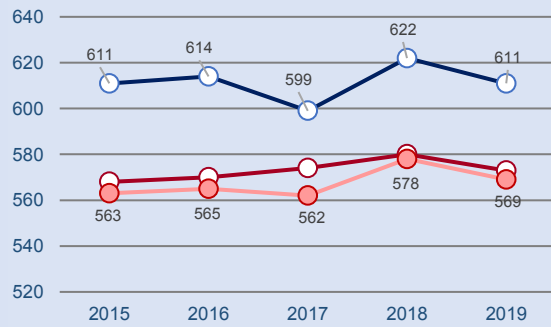
Year 9 Writing



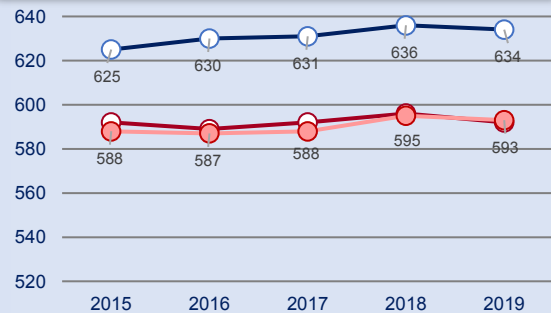
Year 9 Spelling



Year 9 Grammar & Punctuation



Year 9 Numeracy



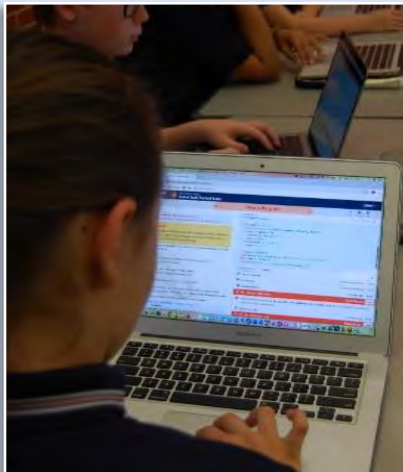
Legend

- Mount Lawley Mean Scores
- National Mean Scores
- WA Public Mean Scores

Observations

The Year 9 Mount Lawley SHS mean scores exceeded National and State mean scores in each of the NAPLAN domains, in each of the five years (2015 - 2019).

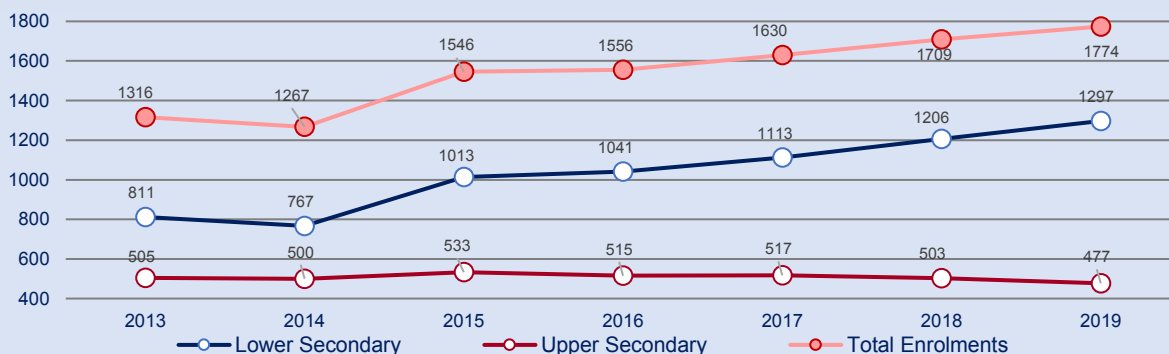
The Year 9 NAPLAN target as outlined in the school's 2015-2017 Business Plan was set by the School Board for the mean scores to be 3% or more above national mean scores. It was achieved in 2018 & 2019 and for each year of the 2015-2017 Business Plan. This target was retained in the 2018-2020 business plan.



STUDENT ENROLMENTS 2013 - 2019

Semester 2	2013	2014	2015	2016	2017	2018	2019	2020	2021	2022	2023
Lower Secondary	811	767	1013	1041	1113	1206	1297				
Upper Secondary	505	500	533	515	517	503	477				
Total Enrolments	1316	1267	1546	1556	1603	1709	1774				

Graph showing enrolments for Mount Lawley SHS 2013 - 2019



NB: Lower Secondary includes Years 7-10. Upper Secondary includes Years 11-12

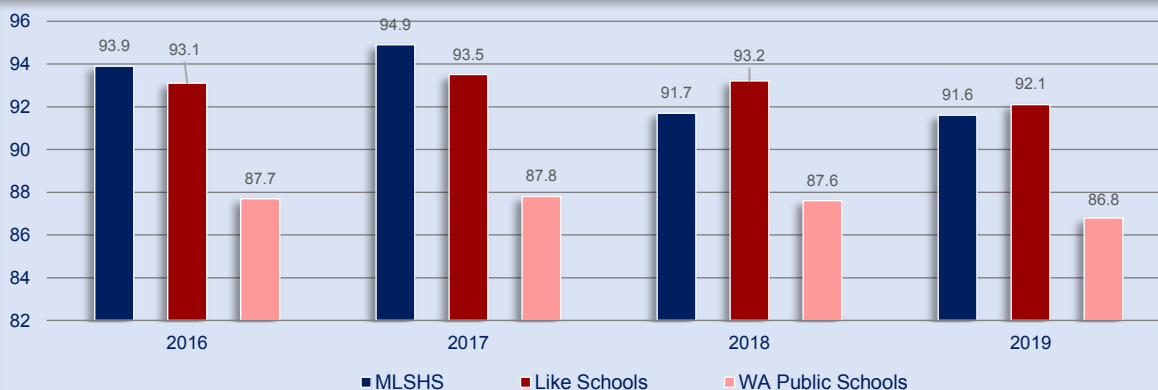
Observations

Total enrolments have increased steadily since 2013, with a 25.8% percent increase during that time. This increase has been in the lower secondary area which has continued to rise after 2015 when Year seven students where first enrolled in secondary school settings.

SCHOOL ATTENDANCE RATES: 2016 - 2019

Attendance	Non- Aboriginal (%)			Aboriginal (%)			Total Attendance (%)		
	ML	Like	WA	ML	Like	WA	ML	Like	WA
Year									
2016	94.0	93.2	89.5	86.6	83.0	67.4	93.9	93.1	87.7
2017	94.9	93.6	89.7	91.9	83.7	66.6	94.9	93.5	87.8
2018	91.9	93.4	89.6	85.7	78.9	66.0	91.7	93.2	87.6
2019	91.7	92.2	88.8	85.8	76.1	65.8	91.6	92.1	86.8

Graph showing attendance comparisons: Mount Lawley SHS, Like & WA Public Schools (2016 - 19)



Observations

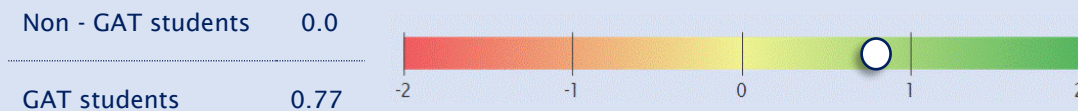
Mount Lawley SHS attendance for 2019 was 0.5% lower than like schools; a better result than 2018 where there was a 1.5% difference. Aboriginal student attendance at Mount Lawley SHS remains higher than like and WA public schools.

GIFTED & TALENTED: LANGUAGES

Mount Lawley SHS provides a Languages program for Gifted and Talented students. Student entry to this program is via a competitive process of testing and placement. This is conducted by the Department of Education. In order to maintain the program, schools with Gifted and Talented programs are required to report on the level of academic achievement by students within this group. To this effect, ATAR and NAPLAN scores are examined below for the 2019 graduating cohort and for Year 9 students in 2019.

YEAR 12 GRADUATING COHORT - Yr 9 NAPLAN (2016) & ATAR (2019) scores

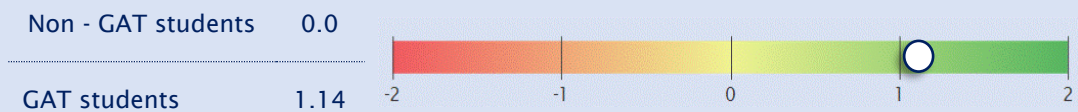
The five NAPLAN component scores, from the Year 9 tests (conducted in 2016), along with the Year 12 ATAR scores (2019 testing) have been standardised and amalgamated to create one, overall, comparison score for GAT and non-GAT students. The result comparing GAT and Non-GAT students is shown on the heatmap (below).



Non-GAT students are represented by the “zero” point on the image above. GAT students (0.77) are represented by the “white” dot. This score is 0.77 of a standard deviation higher than Non-GAT students. A score of 1.0 demonstrates a significant difference to Non-GAT scores.

YEAR 9 COHORT - Yr 9 NAPLAN (2019) scores

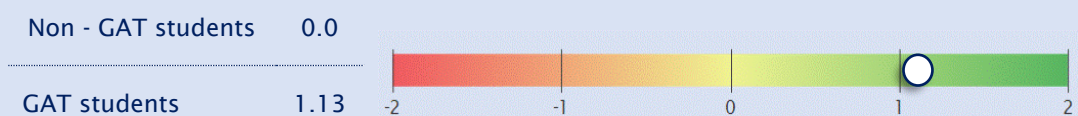
The five NAPLAN component scores, from the Year 9 tests (conducted in 2019), have been standardised and amalgamated to create one, overall, comparison score for GAT and non-GAT students. The result comparing GAT and Non-GAT students is shown on the heatmap (below).



Non-GAT students are represented by the “zero” point on the image above. GAT students (1.14), represented by the “white” dot, are more than one standard deviation higher than Non-GAT students and, therefore, the value is significantly different to Non-GAT scores.

YEAR 7 COHORT - Yr 7 NAPLAN (2019) scores

The five NAPLAN component scores, from the Year 7 tests (conducted in 2019), have been standardised and amalgamated to create one, overall, comparison score for GAT and non-GAT students. The result comparing GAT and Non-GAT students is shown on the heatmap (below).

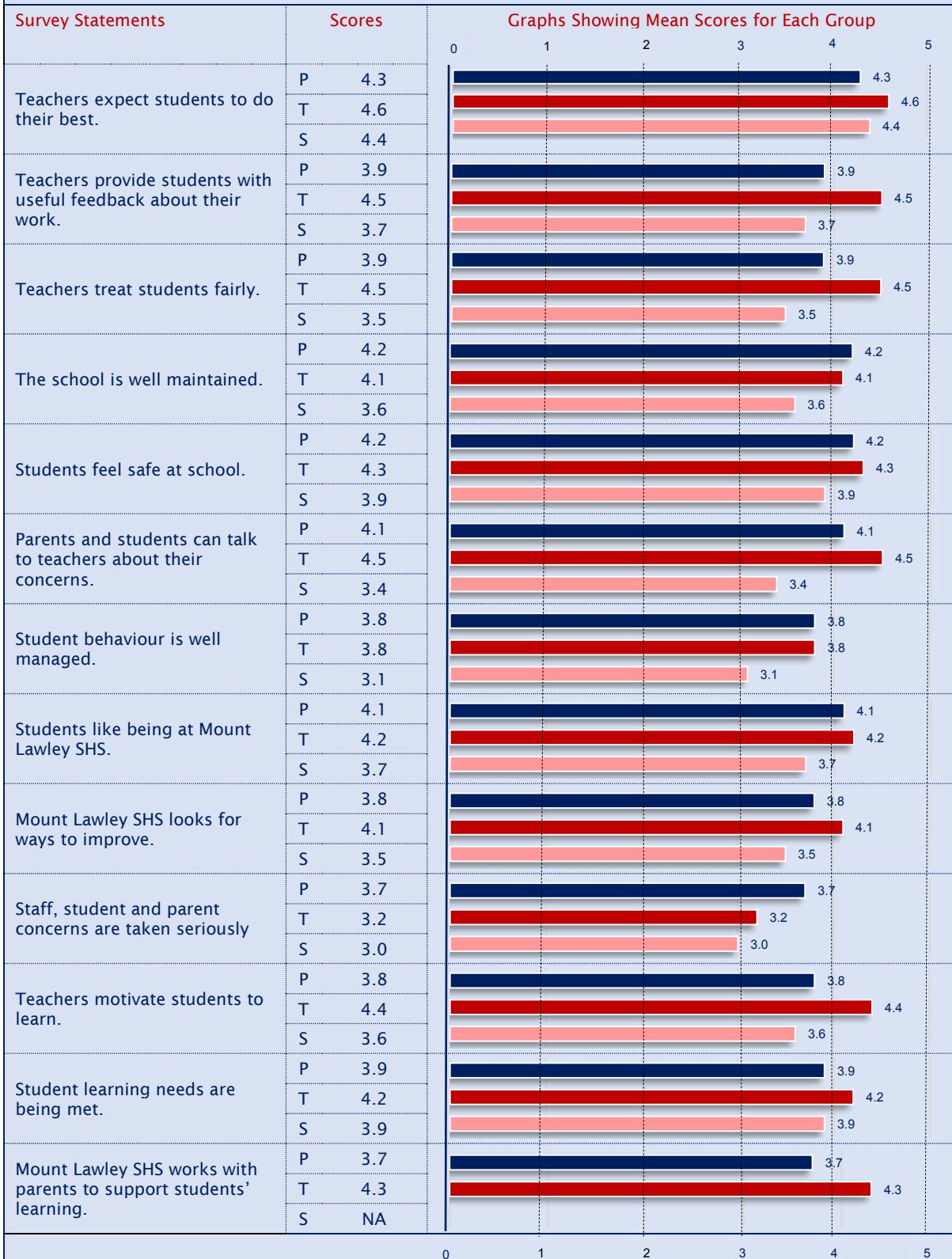


Non-GAT students are represented by the “zero” point on the image above. GAT students (1.13), represented by the “white” dot, are more than one standard deviation higher than Non-GAT students and, therefore, the value is significantly different to Non-GAT scores.



NATIONAL SCHOOL OPINION SURVEYS (NSOS): Parents, Students and Teachers (2019)

All WA schools are required to administer parent, student & staff Opinion Surveys every two years. The results of the Mount Lawley SHS surveys, conducted in 2019 for each of the groups, are shown below. (P = Parents, S = Students, T = Staff)



The National School Opinion Surveys are an important source of information, assisting the school in self-reflection and improvement planning. The results are presented to, and discussed with, the School Board as a part of this process.

Our Vocational Education and Training program (VET) enhances the students' learning by offering an industry recognised qualification and increasing their employability skills. Students commence their qualifications in Year 11 and generally complete them in Year 12. A large number of Year 11 Certificate II in Business students completed their qualification and will be articulating to the Certificate III in Business in Year 12. All of our VET teachers hold the Certificate IV in Training and Assessment and have maintained their industry currency. A large number also hold the qualification that they are delivering to the students. The students in our Career Link Program attend school three days per week and on the other two days attend an external training program and work experience. The programs are delivered by a variety of RTO's including North Metropolitan and South Metropolitan TAFE's and private RTO's. The courses that these students attend are generally not available at school and include Pre-apprenticeship and School Based Traineeship programs. Students who complete their VET programs can use their qualification to gain part-time and, in some cases, full-time employment as well as enrol in higher level qualifications at TAFE. The higher-level qualifications can lead to employment and can also be used as a pathway to university

VOCATIONAL EDUCATION and TRAINING: YEAR 12 - ACHIEVED QUALIFICATIONS

Courses (Year 12)	Cert Level	Achieved Qualification
Applied Language	II	7
Building & Construction	II	3
Conservation & Land Managt	II	14
Business	II	1
Business	III	19
Creative Industries	II	8
Visual Arts	II	31
Visual Arts	III	5
Music Industry	III	5
Engineering Pathways	II	11
Government	II	1
Retail Services	II	2
Sport Coaching	II	35
Hospitality	II	36
Tourism	III	1
Events	III	1

Courses (Year 11)	Cert Level	Achieved Qualification
Applied Language	II	In progress
Plumbing	II	In progress
Building & Construction	II	2
Business	II	49
Community Services	II	1
Construction	I	In progress
Creative Industries	II	In progress
Visual Arts	II	1
Music Industry	III	In progress
Engineering	II	1
Engineering Pathways	II	In progress
Civil Construction	II	In progress
Make-Up	III	In progress
Sport Coaching	II	In progress
Hospitality	II	In progress
Electrotechnology	II	In progress

Authority Developed Workplace Learning (ADWPL)

A student is enrolled in an ADWPL class if they are engaged in Work Experience in Year 11 & 12. For every 55 hours of verified ADWPL work placement that a student completes, along with the addition of a "Skills Journal", that student is awarded an endorsed unit equivalent to a C grade.



ENGLISH

FORUMS AND WORKSHOPS

- * Before and after school classes.
- * Individual tutoring (ECU).
- * Mentoring program for EALD students.
- * Extension classes for top 15% Year 12 ATAR students.
- * Academic task force - Revision classes.

EXCURSIONS AND INCURSIONS

- * Curtin University - English and Literature Conference.
- * Fremantle Literature Centre.
- * University presentation for international students.
- * Write a Book in a Day.

COMPETITIONS

- * International Competitions and Assessments for Schools (ICAS).
- * Rotary Four Way Speech.
- * Debating.
- * Tim Winton Young Writers.
- * Lions Youth of the Year.
- * Create an Advertisement.

COMPETITIONS (cont.)

- * Scribbler's Festival - Golden Pen.
- * Peter Cowan Writers' Competition.
- * Poetry in Action: Slam Poetry Competition.

COMPETITIONS - SUCCESSFUL STUDENTS

- * Suu Kyi Kwang (Year 10) won the Rotary Four Way Speaking final.
- * Lottie Berinson (Year 9) was highly commended in the Peter Cowan Writer's competition.
- * Tommy Lu (Year 7) won the Education Perfect Slam Poetry competition and was sent to Sydney for an all-expenses paid workshop with *Poetry in Action*.

ICAS - High Distinctions - Top 1% Nationally

- * Sophie Anderson (Year 7).
- * Nicola De Vos (Year 8).
- * Javier De Sousa (Year 9).
- * Lilit Catts (Year 10).



HEALTH and PHYSICAL EDUCATION

INTERSCHOOL COMPETITIONS

Top 10 in the SSWA McMahon shield (comprising all public school HPE departments in WA: Students (male and female from middle and senior school) represented the school in the following sports:

- * Cricket, Basketball, Soccer, AFL, Netball, Water Polo, Hockey, Rugby, Tennis, Golf, Badminton, Touch, Swimming, Athletics.

CAMPS/EXPEDITIONS

- * Sailing and power boating expeditions.
- * Rottneest snorkelling expedition.
- * Abseiling/Bushwalking expedition.

EXCURSIONS

- * John Forrest National Park walk.
- * Mettam's Pool snorkelling
- * Canoeing day trip.
- * Interschool Athletics training day at State Athletics Centre.
- * Golf classes at MLGC.
- * Squash at Mirrabooka Squash World.

CARNIVALS

- * Zone carnivals for each year: 100% participation - all students represent the school in a variety of sports at various locations within the North East Region.
- * Certificate II Sport Coaching: students coach the younger teams under guidance and supervision of staff.

HOUSE EVENTS

- * Athletics and Swimming Carnivals - Whole school events: Used to select teams for Interschool Athletics and Swimming competitions.

PROFESSIONAL COACHING

- * Badminton.
- * Touch (for ATAR PES students).
- * Squash.
- * Golf.
- * Abseiling
- * Sailing
- * Powerboating

QUALIFICATIONS

- * Medic One First aid certificate in Cert II Sport Coaching.
- * Skipper's ticket OED.
- * Learner's Permit via Year 10 Health (Keys for Life).



LANGUAGES

INCURSIONS

- * GAT Club - Guest speaker from the University of Western Australia.
- * GAT Club - Guest Italian Chef.
- * Languages and Arts Festival - Yearly event for students and the school community.
- * Languages Parent Support Group hosted a Master Pasta Class.

EXCURSIONS

- * GAT Club visits: Mondo Nougat, Italian Film Festival.
- * French Film outing, Chinese restaurant outing.

STUDY TOURS

- Occur every 2 years.
 Previous tours included:
 * China tour 2018
 * Italy tour 2018

Year 10 Gifted and Talented Languages Farewell Ceremony and Breakfast

On October 23, the year 10 GAT students and their parents were cordially invited to the Gifted and Talented Languages Farewell Ceremony and Breakfast. At the ceremony students were awarded with certificates and a pen to acknowledge their partaking in the program for several years. The Language Captains and teachers spoke to students, congratulating them on their achievements and wishing them the best of luck for their future at the school. Guest speaker, Mr. Comber, spoke of the importance of language and encouraged students to continue learning their language. After 4 years together in the program, the GAT students said an emotional goodbye to the program they had shared for a large part of their high school career. Once the ceremony had finished, the students and their parents headed to the school canteen to enjoy the wonderful breakfast that had been prepared. Students, teachers and parents mingled before it was time to head back to class.

INDIVIDUAL STUDENT EXCHANGES

- * French Exchange to La Reunion, a French speaking island.
- * Italian Intercultural Exchange - every year our students go to Italy in December/January and we host students from Italy in Terms 2 and 3
- * Japanese Exchange - students come from Japan every year
- * AFS exchange teacher from Hunan Province

COMPETITIONS

- * OzCLO Linguistics Competition
- * Italian WAATI Examinations - State-Wide examinations for Senior School Italian students.
- * French Alliance Francoise Examination for Senior students.
- * Video Matsuri - Year 7 & Year 8 Japanese short film competition.



TECHNOLOGIES

FORUMS AND WORKSHOPS

- * Business – Certificate II and III.
- * Curtin Challenge platform developing cloud- based e-learning opportunities for students.
- * Arts Festival – Cert II and III students actively involved in planning and running their own business stall.

BUSINESS MANAGEMENT & ENTERPRISE (ATAR)

- * Before and after school revision classes.

ACCOUNTING & FINANCE (ATAR)

- * Before and after school revision classes.

ENGINEERING (ATAR)

- * Before and after school revision classes.

INCURSION

- * Year 10 Accounting and Finance – Presentation on Financial Literacy by representative from Australian Super.



HUMANITIES and SOCIAL SCIENCES

ANCIENT HISTORY

- * Winner of UWA Classics Essay Competition – open to all Ancient History students in Y11/12 in the state – for the 2nd year. (Ronan McEwan Yr 12)
- * RAG (Roman Advisory Group) seminars at UWA offered to all Y12 Ancient History students.

ECONOMICS

- * Winner of WA Treasury/ETAWA Competition – open to all Economics students in Y12 in the state – for the 2nd year. (Jasmine Prince Yr 12)
- * Two students offered traineeships for 4 weeks over holidays, at the WA Treasury Dept. (Jasmine Prince Yr 12, Kosara Yovcheva Yr 12).

MODERN HISTORY

- * Two boys (Sacha Bell Y9 and Grayson Dennis Y11) accepted into the final 22 students (from hundreds of entries across the state) for the Premiers Anzac Student Tour 2020 competition.
- * One boy (Sacha Bell Y9) won a prestigious place in the PAST2020 competition – only 10 students go, only 8 are chosen from state schools.

POLITICS and LAW

- * For the first time we entered 4 Mock trials teams. One team reached the finals.

GEOGRAPHY

- * Geography - identified in the top 15% of all schools.
- * GAWA, Y11 & 12 Geography revision seminars.

PSYCHOLOGY and ECONOMICS

- * Within the top 3 subjects in the school.

COMPETITIONS

- * Sunny Guo – National finalist in “My First Speech” competition (Year 10 HASS).
- * National competition for research and presentation of, “War memorials around WA”, complete with personal individual profiles– display for ANZAC Day (Year 9 GAT, AE and SVAPA HASS).

WORKSHOPS/INCURSIONS

- * Before school tutorials and revision classes.
- * Revision seminars for both Ancient and Modern History for Year 11 and Year 12.
- * Chief marker of WACE economics, Steven Kemp, conducted workshops for Y12 students.



MATHEMATICS

AUSTRALIAN MATHEMATICS COMPETITION

Best in School Award Winner:

* Minh Nguyen Year 9.

Six High Distinctions were achieved:

* Year 7 Harrison Mugge.

* Year 7 Seth Nielson.

* Year 9 Minh Nguyen.

* Year 9 Ken Tianyi Gao.

* Year 10 Thi Nguyen.

* Year 11 Eddy Leicester.

INTERNATIONAL COMPETITIONS & ASSESSMENT FOR SCHOOLS (ICAS)

*33 students in Years 7-12 were awarded a Certificate of Distinction (top 10%).

* Year 7: 10 Distinctions, 1 High Distinction.

* Year 8: 6 Distinctions.

* Year 9: 9 Distinctions.

* Year 10: 3 Distinctions.

MATHS TALENT QUEST

All GAT and AE students in Year 7 and 8 completed a project. Awards included:

* Year 7: 2 Distinctions, 1 High Distinction.

* Year 8: 1 High Distinction.

AUSTRALASIAN PROBLEM SOLVING MATHEMATICS OLYMPIAD (APSMO) - GAT/AE YEARS 7 & 8

*Top 10% Achiever Pins awarded to 4 students.

**Top 25% Achiever Patches awarded to 18 students.

** Special Achievement (Encouragement) Awards were presented to one student from each team.

IN ADDITION TO MATHS COMPETITIONS...

* Year 12 Course overview sessions with Charlie Watson (CAS calculator expert), for students studying Year 12 Methods and Year 12 Specialist.



SCIENCE

COMPETITIONS

* Students participated in many science competitions, including the Brain Bee Challenge, Chemistry Quiz, Big Science Competition and Education Perfect Global Challenge. Our students achieved some exemplary results in all competitions.

NATIONAL YOUTH SCIENCE FORUM

* Three students were selected to attend the National Youth Science Forum in Brisbane and Canberra:

* Nathan Mayhew;

* Emily Mazalevskis;

* Shayera Allen.

CONOCO PHILIPS SCIENCE EXPERIENCE

* Three Year 9 AE students attended the Conoco Philips Science experience.

REVISION CLASSES

* To assist students in their development and understanding of key curriculum content, science staff regularly provided revision classes out of school hours.

* Students also participated in outside tutoring with experienced WACE markers after school hours.

EXCURSIONS

* Students were able to participate in numerous excursions throughout 2019. These included excursions to a National Park and the Perth Zoo, as well as the Physics Open Day at Adventure World.

GUEST SPEAKERS

* Through STEM in Schools Partnerships, our Year 9 students participated in workshops with science specialists who work in industry. These specialists also mentored a select group of GAT students.

* Students in Years 9-12 participated in a virtual reality incursion with scientists from the Swinburne University.



The ARTS

MUSIC

* ABODA - Australia Band and Orchestra Directors Association ABODA festival: Events take place in term 2 and 3. We had 95 students participate in this festival last year.

Awarded Excellence in both Band and Orchestral divisions.

* WA Jazz Festival: Events take place in term 3. We had 25 students participate, awarded excellence in both big band and combo division. Also, two students won Excellence award for the state: Blake Faulkner and Callum Thomson.

* WA singing festival - Maddi Wickham Brown won her division for solo classical voice.

* WA Chorale festival - 58 students participated in the festival. Awarded excellence in both junior and senior division.

* WA Contemporary Music festival- 25 students participated in the festival. Awarded excellence for both Contemporary Band 1 and 2.

* Graduates: Izaak Wesson, creator of Perth Orchestra Project has won accolades for his ensemble development of this group and for performances of modern and traditional composers.

* Parents Support Group: connect with our music community by assisting in concerts and help with the purchasing of equipment. This is done in conjunction with the Lawley Art Auction Committee.

* Music department supports a number of important events in our community. We are very proud of our students performing at the Ex POW Memorial Service and the Indigenous War Veterans Memorial every year in Kings Park. This performance gives our students the opportunity to engage with our wider community at an event that makes a meaningful link from the past to the present. This event enables people to remember and respect the sacrifice of those who died, fought, participated or were affected by conflict.

SVAPA

Partnerships are pivotal in the effective delivery of the SVAPA program. Our differentiated curriculum is based on industry standards and links to professional arts communities including Yirra Yaakin, Blue Room, Black Swan State Theatre, The Perth Institute of Contemporary Art, The West Australian Youth Theatre Company and Perth Festival.

Students are engaged in real life learning experiences and mentorship with practicing artists as well as immersion and exposure to a wide variety of incursions, camps, rehearsals, workshops, before-school classes, and ensembles that allow students to experience arts enrichment and extension. Some highlights include the Year 7 Visual Arts exhibition at Edith Cowan University, the annual Year 8 major theatre production of A Midsummer Night's Dream and the Year 9 multi-disciplinary production of Tiny Works. These activities are operated in collaboration with parents, staff, the broader community and leading professional artists.



MEDIA

Collaboration with ECU: Interactive Gaming.

VISUAL ARTS

Two students had their artwork selected for the "Young Originals" exhibition:

- * Georgie Leahy (Year 11)
- * Brandon Ong (Year 12)



STUDENT SERVICES

STUDENT ENGAGEMENT and WELL-BEING

An important measure of engagement and wellbeing is student attendance. Improving student attendance has been an important goal as students being in class matters. Students with unacceptable attendance are supported by Student Support Officers, Year Coordinators and Community Leaders as well as other Student Services Team members who can link with outside agencies to assist where necessary. The school has a well-accepted dress code that enjoys good support from parents. The school's behaviour code for students is likewise supported. The school's approach to dress and behaviour contribute to the positive learning environment. A variety of bullying prevention strategies are applied to ensure the school environment is safe for students. Bullying is not tolerated. A key performance indicator is that the school scores a minimum of 3.5 in that student component of the National School Opinion Survey. In 2019 this was exceeded (Students feel safe at school - 3.9) indicating students believe bullying is managed well within the school. Parents in the parent component of this survey recorded 4.2. The school promotes community service as a component of active leadership. The Colours Program, which has a service component, is well supported as are a range of community-based programs, such as Bushranger Cadets through Cadets WA. A whole school program that addresses student well-being is in place. It includes year-long programs for middle school students and incorporates curriculum, special presentations/guest speakers and other initiatives across all years.

BUSH RANGER CADETS

* 1 visit per term to various locations throughout the state, assisting the Department of Biodiversity, Conservation Attractions (BCA) and engaging in a variety of activities various activities.

YEAR 12 HIGH ACHIEVERS' BREAKFASTS (3 PER YEAR)

* To acknowledge and encourage high achieving Year 12 students.

YEAR 9 HIGH ACHIEVERS' BREAKFASTS (2 PER YEAR)

* To acknowledge and encourage high achieving Year 9 students.

EX-PRISONERS OF WAR SERVICE

* An annual memorial service organised by, and conducted at Kings Park, involving choir, band, all councillors, prefects, various invited guests and dignitaries.

VARIOUS EVENTS

* To celebrate/acknowledge various events/activities/causes within the community. E.g. White Ribbon Day, No Bullying, Ride to School, RUOK, Purple Hair etc.

* Thank you breakfast to acknowledge student leaders.

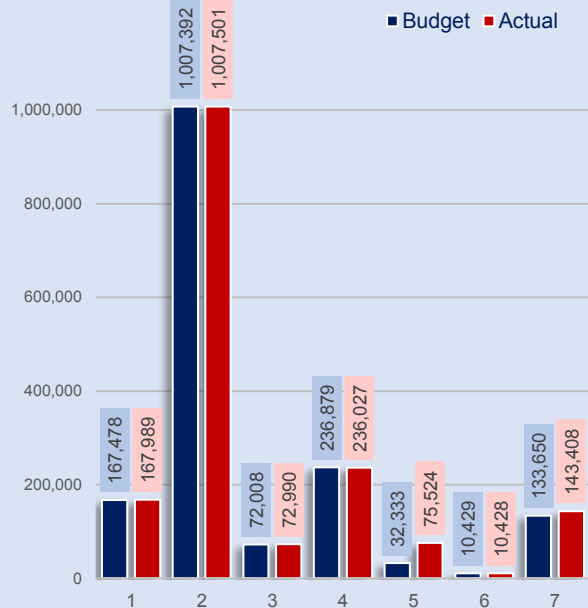
CAREER EXPO

* Reporting Day Term 1 - Representatives from TAFE, Training Organisations, Armed Forces, Universities and other relevant agencies provide an opportunity for students and parents to examine various pathways and future options.



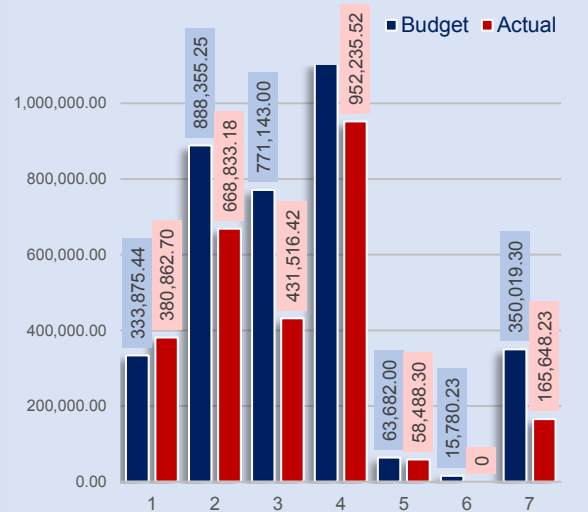
REVENUE: CASH (as at 31 December 2019)

Sources of Revenue	Budget (\$)	Actual (\$)
1. Voluntary Contributions	167,478.00	167,989.47
2. Charges & Fees	1,007,392.00	1,007,501.51
3. Facilities Hire	72,008.00	72,990.48
4. Fundraising/Donations	236,879.00	236,027.96
5. State Govt/Local Govt	32,333.00	75,524.00
6. DoE/Reg Office/Schools	10,429.00	10,428.97
7. Other	133,650.00	143,408.23
Transfer from Reserve	nil	nil
Total Locally Raised Funds	1,660,169.00	1,713,870.62
Opening Balance	1,090,667.00	1,090,667.19
Student Centred Funding	1,000,403.17	1,000,639.42
Total Cash Funds	3,751,239.17	3,805,177.23
Total Salary Allocation (\$)	17,189,909	17,189,909
Total Funds Available (\$)	20,941,148	20,995,086




EXPENDITURE (as at 31 December 2019)

Areas of Expenditure	Budget (\$)	Actual (\$)
1. Administration	333,875.44	380,862.70
2. Utilities/Maintenance	888,355.25	668,833.18
3. Buildings/Equipment	771,143.00	431,516.42
4. Curriculum/Student Services	1,106,179.30	952,235.52
5. Professional Development	63,682.00	58,488.30
6. Transfer to Reserve	15,780.23	Nil
7. Other Expenditure	350,019.30	165,648.23
Total Goods & Services	3,529,034.52	2,657,584.35
Forecast Salary Expend (\$)	16,907,949	16,907,949
Total Expenditure (\$)	20,436,983	19,565,533
Cash Budget Variance	222,204.65	NA



STUDENT AWARDS ASSEMBLY



The Nineties Club



ADF Long Tan Leadership & Teamwork



Andrew Davis Music and Art Prize



Anne Griffiths Scholarship



Des Beard Citizenship Award



Anita Chong & Geoff Davis Language Award

STUDENT AWARDS ASSEMBLY



Ex POW Cadet of the Year



Jaye Radisich Award



Gifted and Talented Principal's Award



Korean Language Scholarship



Middle School Dux Award



Middle School Poetry Prize



Music Scholarship



NCSS Challenge

STUDENT AWARDS ASSEMBLY



Peter Sparbier Scholarship



Premiers ANZAC Student Tour



Principals French Language Award



Principals Italian Language Award



Principals Japanese Language Award



Rotary Club of Heirisson Science Scholarship



Resource List Scholarships

STUDENT AWARDS ASSEMBLY



Science Scholarship



E-Games Awards



Student of the Year



Yr 10 Associate Principal's Award



SVAPA Award



Walter Horeb Literacy Awards



Year 10 SVAPA Award



Yom Tov Year 12 Prize

STUDENT AWARDS ASSEMBLY



Honours Society



Gold Intercultural Learning Scholarship



Jade Wei International Student Award



ICAS English Competition



Australian Mathematics Competition



Student Councillors